

Telegram Listing

Ranging sensors LMS1xx, LMS5xx, TiM5xx,
MRS1000, MRS6000, NAV310, LD-OEM15xx,
LD-LRS36xx



Described product

Ranging sensors LMS1xx, LMS5xx, TiM5xx, MRS1000, MRS6000, NAV310, LD-OEM15xx, LD-LRS36xx

Manufacturer

SICK AG
Erwin-Sick-Str. 1
79183 Waldkirch

Germany

Legal information

This work is protected by copyright. Any rights derived from the copyright shall be reserved for SICK AG. Reproduction of this document or parts of this document is only permissible within the limits of the legal determination of Copyright Law. Any modification, expurgation or translation of this document is prohibited without the express written permission of SICK AG.

The trademarks stated in this document are the property of their respective owner.

© SICK AG. All rights reserved.

Original document

This document is an original document of SICK AG.

Contents

1	About this document	6
2	Communication format.....	7
2.1	Binary telegram (CoLa B)	7
2.2	ASCII telegram (CoLa A).....	8
2.3	Variable types.....	9
2.4	Command basics	9
2.5	Log in: Required user level.....	10
3	Workflows.....	11
3.1	Parameterize the scan	11
3.2	Set timestamp/data angle	11
4	Telegrams.....	12
4.1	Log in	12
4.2	Basic Settings.....	14
4.2.1	Set frequency and angular resolution/measurement sectors	14
4.2.2	Read for frequency and angular resolution	24
4.2.3	Alignment mode (one Layer activation for adjustment).....	27
4.2.4	Set scan configuration.....	29
4.2.5	Activate Standby mode	31
4.2.6	Start measurement	32
4.2.7	Stop measurement.....	33
4.2.8	Autostart measurement.....	35
4.2.9	Activate/deactivate field application	37
4.2.10	Application selection and switching.....	38
4.2.11	Read Application selection and switching.....	39
4.2.12	Load factory defaults.....	40
4.2.13	Load application defaults.....	41
4.2.14	Change password.....	43
4.2.15	Check password.....	45
4.2.16	Reboot device.....	46
4.2.17	Set contamination settings.....	48
4.2.18	Read for contamination settings.....	49
4.2.19	Read for contamination measurement	51
4.2.20	Save parameters permanently	53
4.2.21	Set to run	54
4.3	Measurement output telegram	56
4.3.1	Configure the data content for the scan	56
4.3.2	Configure measurement angle of the scandata for output.....	60
4.3.3	Read for actual output range.....	62

4.3.4	Poll one Telegram	64
4.3.5	Send data permanently	65
4.4	Time stamp	84
4.4.1	Set time stamp	84
4.4.2	Read for time stamp and device status	86
4.4.3	Read for device time	88
4.4.4	Set NTP (Network Time Protocol) parameters	89
4.5	Filter	99
4.5.1	Set particle filter	99
4.5.2	Set mean filter	100
4.5.3	Set n-pulse to 1-pulse filter (Echo filter)	101
4.5.4	Set echo filter	102
4.5.5	Set and read fog filter	104
4.5.6	Enable/disable digital nearfield filter	109
4.5.7	Set digital nearfield filter sector selection	110
4.6	Encoder	112
4.6.1	Set increment source	112
4.6.2	Set encoder settings	113
4.6.3	Set encoder resolution	114
4.6.4	Set fixed speed	116
4.6.5	Read speed threshold	117
4.6.6	Read encoder speed	118
4.7	Outputs	120
4.7.1	Read state of the outputs	120
4.7.2	Send outputstate by event	121
4.7.3	Set output state	124
4.7.4	Change output 6/3 function	125
4.7.5	Change output 1 function	126
4.7.6	Change output 1 logic state	128
4.7.7	Change output 2 function	129
4.7.8	Change output 2 logic state	130
4.7.9	Set synchronization mode	131
4.7.10	Set synchronization phase	132
4.8	Inputs	134
4.8.1	Change input 4 function	134
4.8.2	Set debouncing time for input x	135
4.8.3	Read status of external sync signal	136
4.9	Status	138
4.9.1	Read contamination status of the LMS	138
4.9.2	Read device ident	139
4.9.3	Read device state	140
4.9.4	Status commands for LD-XXX and NAV310	142
4.9.5	Read device information	148
4.9.6	Read operating hours	151

4.9.7	Read power on counter	152
4.9.8	Read temperature	154
4.9.9	Set device name	155
4.9.10	Read for device name	156
4.9.11	Read angle compensation sine	157
4.9.12	Reset output counter	159
4.10	Interfaces.....	161
4.10.1	Set IP address	161
4.10.2	Read IP address.....	163
4.10.3	Set Ethernet gateway	164
4.10.4	Read Ethernet gateway	165
4.10.5	Set IP mask	166
4.10.6	Read IP mask.....	168
4.10.7	Set baud rate for host interface.....	170
4.10.8	Read baud rate of host interface.....	171
4.10.9	Set interface type.....	173
4.10.10	Read interface type	174
4.10.11	Set function front panel.....	176
4.10.12	Set front LEDs	177
4.10.13	Set function of LED1.....	179
4.10.14	Set function of LED2.....	180
4.10.15	Switch on/off LED1 or LED2	181
5	Diagnostics.....	183
5.1	SOPAS error codes.....	183
5.2	Additional information.....	185
6	List of tables.....	186

1 About this document

Please read this chapter carefully before beginning to use the telegram listing.

The document shows how to send telegrams via a terminal program using the SICK protocol CoLa A (ASCII and hexadecimal values, with TCP port 2111 or 2112) or CoLa B (binary/hexadecimal values, with TCP port 2112 only) to the laserscanners LMS1xx, LMS5xx, TiM5xx (TiM55x, TiM56x, TiM57x), MRS1000, NAV310, LD-OEM15xx and LD-LRS36xx. This comprises the query of the current device state or certain parameter values, how to modify parameter values and the way in which the device confirms or responds to commands/telegrams.

The devices generally support automatic IP address discovery. Default IP address is:

- LMSxxx: 192.168.0.1
- TiM5xx: 192.168.0.1
- MRS1000: 192.168.0.1
- NAV310: 192.168.1.10
- LD-XXXxxx: 192.168.1.10

Subnet mask is 255.255.255.0.

IP ports:

- 2111: CoLa A (fixed)
- 2112: CoLa A (can be switched to CoLa B)
- 2213: UDP

The document does not or only in a few exceptional cases differentiate between individual device versions or sub product families such as LMS5xx Lite and LMS5xx PRO. Most parameter changes also require certain user levels. Additionally, commands may change during the product lifecycle and development process with a new firmware.

This telegram listing is based on the following firmware statuses (or newer):

- LMS1xx: V1.80 (V1.21 for LMS12x/13x)
- LMS5xx: V1.50.6 (V31.39 for LMS531)
- TiM5xx: V2.51
- MRS1000: 1.0.0 (1.0.0.0R)
- NAV310: V1.03
- LD-OEM15xx: V1.12 (V1.32 for OEM1500)
- LD-LRS36xx: V1.12 (V1.32 for LRS3600)

If commands do not seem to work, please verify that your device version supports this functionality, that the minimum required user level has been selected and check on updates of this documentation.

2 Communication format

2.1 Binary telegram (CoLa B)

The binary telegram is the basic protocol of the scanner (CoLa B). All values are in hexadecimal code and grouped into pairs of two digits (= 1 byte). The string consists of four parts: header, data length, data and checksum (CS).

The header indicates with 4 × STX (02 02 02 02) the start of the telegram.

The data length defines the size of the data part (command part) by indicating the number of digit pairs in the third part. The size of the data length itself is 4 bytes, which means that the data part might have a maximum of $16^8 = 4,294,967,295$ digit pairs.

The data part comprises the actual command with letters and characters converted to Hex (according to the ASCII chart) and the parameters of either decimal numbers converted to Hex or fixed Hex values with a specific, intrinsic meaning (no conversion). There is always a blank (20) between the command and the parameters, but not between the different parameter values.

The checksum finally serves to verify that the telegram has been transferred correctly. The length of the checksum is 1 byte, CRC8. It is calculated with XOR.

Example: Binary telegram

02 02 02 02	00 00 00 17	73 4D 4E 20 53 65 74 41 63 63 65 73 73 4D 6F 64 65 20 03 F4 72 47 44	B3
Header	Length	Data	CS

Table 1: Example: Binary telegram

This is an example telegram for setting the user level “Authorized Client”:

- Header = 02 02 02 02
- Length = 23 digit pairs (17h)
- Data:
 - 73 4D 4E 20 = sMN = start of Sopas command (and blank)
 - 53 65 74 41 63 63 65 73 73 4D 6F 64 65 20 = Set Access Mode = the actual command for setting the user level (and blank)
 - 03 = fixed Hex value meaning user level “Authorized Client”
 - F4 72 47 44 = fixed Hex value, serving as password for the selected user level “Authorized Client”
- Checksum = B3 from XOR calculation

2.2 ASCII telegram (CoLa A)

The ASCII telegram is an alternative to the binary telegram. Due to the variable string length of ASCII telegrams, the Binary telegram is recommended when using scanners with a PLC.

The ASCII telegram has the advantage that commands can be written in plaintext. The string consists only of two parts: the framing and the data part.

The framing indicates with <STX> and <ETX> the start and stop of each telegram.

The data part comprises the actual command with letters and characters (plaintext), parameter values either in decimal (special indicator required) or in hexadecimal (example: a frequency of 25 Hz = +2500 (decimal) = 09C4 (Hex)) and fixed hexadecimal values with a specific, intrinsic meaning. As leading zeros are being deleted, there is always a blank required between all command parts and parameter parts.



NOTE

The device will confirm parameter values always in hexadecimal code, regardless of the code sent.

As further alternative within CoLa A, depending on the preferences of the user, all values can be written directly in Hex. This means however a 1:1 conversion of all letters and characters including numbers and fixed hexadecimal values via the ASCII chart.

Example: ASCII telegram

ASCII	<STX>	sMN{SPC}SetAccessMode{SPC}03{SPC}F4724744	<ETX>
Hex	02	73 4D 4E 20 53 65 74 41 63 63 65 73 73 4D 6F 64 65 20 30 33 20 46 34 37 32 34 37 34 34	03
	Start	Data	Stop

Table 2: Example: ASCII telegram

This is again an example telegram for setting the user level “Authorized Client”. As only fixed hexadecimal parameter values are needed, the option to use parameter values in decimal code with special indicator cannot be applied here:

- Framing = <STX> = telegram start = 02 (Hex)
- Data:
 - sMN = start of Sopas command (and blank) = 73 4D 4E 20 (Hex)
 - SetAccessMode = the actual command for setting the user level (and blank) = 53 65 74 41 63 63 65 73 73 4D 6F 64 65 20 (Hex)
 - 03 = fixed Hex value meaning user level “Authorized Client” (and blank) = 30 33 20 (Hex)
 - F4 72 47 44 = fixed Hex value, serving as password for the selected user level “Authorized Client” = 46 34 37 32 34 37 34 34 (Hex)
- Framing = <ETX> = telegram stop = 03 (Hex)

2.3 Variable types

Variable type	Length (byte)	Value range	Sign
Bool_1	1	0 or 1	No
Uint_8	1	0 ... 255	No
Int_8	1	-128 ... +127	Yes
Uint_16	2	0 ... 65,535	No
Int_16	2	-32,768 ... +32,767	Yes
Uint_32	4	0 ... 4,294,967,295	No
Int_32	4	-2,147,483,648 ... +2,147,483,647	Yes
Enum_8	1	Certain values defined in a list of Choices (0 ... 255)	No
Enum_16	2	Certain values defined in a list of Choices (0 ... 65535)	No
String	Context-dependent	Strings are not terminated in zeroes	
Real		Float nach IEEE754 (see www.h-schmidt.net/FloatConverter/IEEE754de.html)	

Data length is always given in Bytes!

2.4 Command basics

Description	Value ASCII	Value Hex	Value Binary
Start of text	<STX>	02	02 02 02 02 + given length
End of text	<ETX>	03	Calculated checksum
Read	sRN		73 52 4E
Write	sWN		73 57 4E
Method	sMN		73 4D 4E
Event	sEN		73 45 4E
Answer	sRA		73 52 41
	sWA		73 57 41
	sAN		73 41 4E
	sEA		73 45 41
	sSN		73 53 4E
Space	{SPC}	20	20

If values are divided into two parts (e.g. measurement data), they are documented according to LSB 0 (e.g. 00 07), output however is according to MSB (e.g. 07 00).

2.5 Log in: Required user level

Task	Required user level
Change sensor parameters	Authorized Client
Requests or queries (e.g. for measurement data or device state)	None
Manage password	Service

3 Workflows

3.1 Parameterize the scan

- 1 Log in: sMN SetAccessMode (see 4.1, page 12)
- 2 Set frequency and resolution: sMN mLMPsetscancfg (see 4.2.1, page 14)
- 3 Configure scandata content: sWN LMDscandatacfg (see 4.3.1, page 56)
- 4 Configure scandata output: sWN LMPoutputRange (see 4.3.2 page 60)
- 5 Store parameters: sMN mEEwriteall (see 4.2.20, page 53)
- 6 Log out: sMN Run (see 4.2.21, page 54)
- 7 Request scan:
 - sRN LMDscandata (see 4.3.4, page 64)
 - sEN LMDscandata (see 4.3.5, page 65)
 (Device output ...)

More detailed command descriptions can be found in the course of this document.

Example: Sequence for LD-OEM1501, NAV310, LD-LR3601, LD-LR3611 to configure 2 sectors and get measurement scans

Sector configuration: Resolution: 10Hz; 0,125°;
 Sector 1: 0° ... 44°(0h ... 6B6C0h);
 Sector 2: 45° ... 180° (6DDD6h ... 1B7740h)

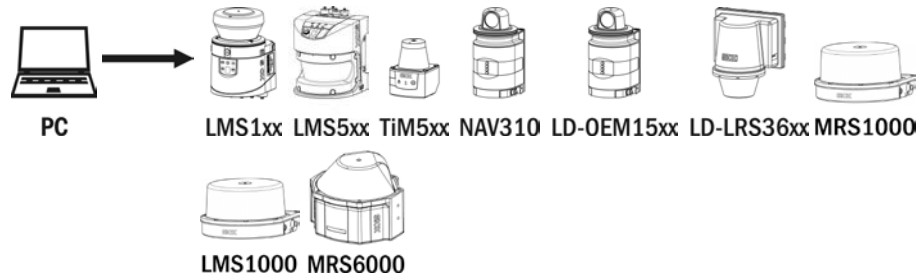
- 1 Stop measurement: sMN LMCstopmeas
[sAN LMCstopmeas 0](#)
- 2 Log in: sMN SetAccessMode (see 4.1, page 12)
- 3 Set Sectors : LCMstate001B7740 04E2 000000 0000000 04E2 000000
 000000
[sAN mLMPsetscancfg 0 3E8 2 4E2 0 6B6C0 4E2 6DDD6 1B7740 4E2 0 0 4E2 0 0](#)
- 4 Store parameters: sMN mEEwriteall (see 4.2.20, page 53)
- 5 Log out: sMN Run (see 4.2.21, page 54)
- 6 Start Measurement: sMN LMCstartmeas
[sAN LMCstartmeas 0](#)
- 7 Request scan:
 - sRN LMDscandata (see 4.3.4, page 64)
 - sEN LMDscandata (see 4.3.5, page 65)
 (Device output ...)

3.2 Set timestamp/data angle

- 1 Log in: sMN SetAccessMode (see 4.1, page 12)
- 2 Sopas command: sMN LSPsetdatetime (see 4.4.1, page 84)
- 3 Log out: sMN Run (see 4.2.21, page 54)

4 Telegrams

4.1 Log in



Telegram structure: sMN SetAccessMode						
Telegram part	Description	Variable	Length	Sensor	Values CoLa A (ASCII)	Values CoLa B (Binary)
Command type	Method	String	3	All	sMN	73 4D 4E
Command	User level	String	13	All	SetAccessMode	53 65 74 41 63 63 65 73 73 4D 6F 64 65
User level	Select user level	Int_8	1	All	Maintenance: 02 Authorized client: 03 Service: 04	Maintenance: 02 Authorized client: 03 Service: 04
Password	Hash value for the selected user level	Uint_32	4	All	Maintenance: B21ACE26 Authorized client: F4724744 Service: 81BE23AA	Maintenance: B2 1A CE 26 Authorized client: F4 72 47 44 Service: 81 BE 23 AA

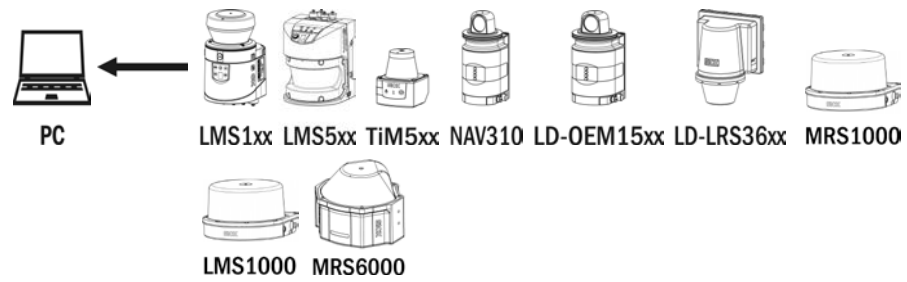
Table 3: Telegram structure: sMN SetAccessMode

Example: sMN SetAccessMode

Log in as “Authorized client” with password “F4724744”.

CoLa A	ASCII	<STX>sMN{SPC}SetAccessMode{SPC}03{SPC}F4724744<ETX>
	Hex	02 73 4D 4E 20 53 65 74 41 63 63 65 73 73 4D 6F 64 65 20 30 33 20 46 34 37 32 34 37 34 34 03
CoLa B	Binary	02 02 02 02 00 00 00 17 73 4D 4E 20 53 65 74 41 63 63 65 73 73 4D 6F 64 65 20 03 F4 72 47 44 B3

Table 4: Example: sMN SetAccessMode



Telegram structure: sAN SetAccessMode						
Telegram part	Description	Variable	Length	Sensor	Values CoLa A (ASCII)	Values CoLa B (Binary)
Command type	Answer	String	3	All	sAN	73 41 4E
Command	User level	String	13	All	SetAccessMode	53 65 74 41 63 63 65 73 73 4D 6F 64 65
Change user level	Changed level	Bool_1	1	All	Error: 0 Success: 1	Error: 00 Success: 01

Table 5: Telegram structure: sAN SetAccessMode

Example for LMS100: sAN SetAccessMode

CoLa A	ASCII	<STX>sAN{SPC}SetAccessMode{SPC}1<ETX>
	Hex	02 73 41 4E 20 53 65 74 41 63 63 65 73 73 4D 6F 64 65 20 31 03
CoLa B	Binary	02 02 02 02 00 00 00 13 73 41 4E 20 53 65 74 41 63 63 65 73 73 4D 6F 64 65 20 01 38

Table 6: Example for LMS100: sAN SetAccessMode

4.2 Basic Settings

4.2.1 Set frequency and angular resolution/measurement sectors

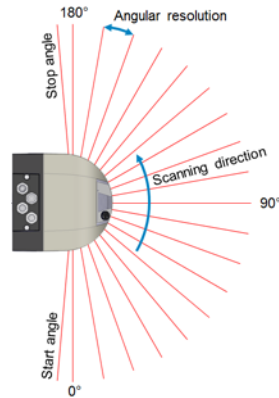


NOTES

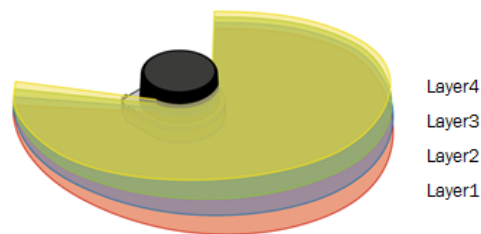
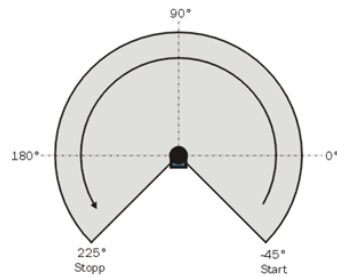
- ▶ Please note that the new values will be activated only after log out (from the user level), when re-entering the Run mode (see Table 94 on page 54).

Coordination system of:

LMS5xx (-5° to 190°)



LMS1xx and TiM5xx (-45° to 225°); LMS/MRS1000 (-47,5° to 227,5°)



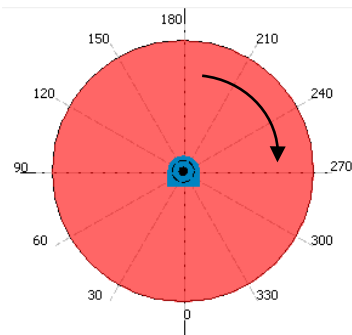
Sequence of the Layers In the Telegram

(Output sequence (DIN70000): 0, -250, 250, -500)

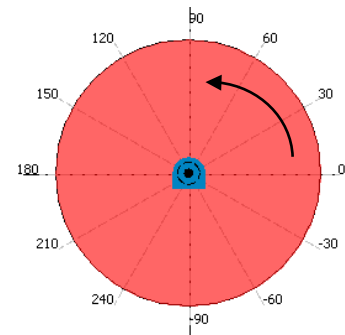
0	→ 0	Layer2
FF06	→ -250	Layer3
FA	→ 250	Layer1
FEOC	→ -500	Layer4

The LD series is available in two versions having a different rotation direction and coordinate system:

LD-OEM1501, NAV310, LD-LR3601, LD-LR3611 (0° to 360°)



LD-OEM1500 and LD-LR3600 (-90° to +270°)



For sending the sector configuration there follow these rules:

- ▶ Send the sectors in their ascending sequence.
- ▶ For LD and NAV products: Send always the definition for all sectors (unused sector as "{SPC}0{SPC}0".)
- ▶ For LMS products: They have only one measurement sector, send only the first one and leave the rest away.

For more details on sector configuration see examples below.

For complete workflow see example in section 3, page 11.



Telegram structure: sMN mLMPsetscancfg (Authorized client)						
Telegram part	Description	Variable	Length	Sensor	Values CoLa A (ASCII)	Values CoLa B (Binary)
Command type	Method	String	3	All	sMN	73 4D 4E
Command	Configuration of scan frequency and angular resolution	String	14	All	mLMPsetscancfg	6D 4C 4D 50 73 65 74 73 63 61 6E 63 66 67
Scan frequency	[1/100 Hz]	Uint_32	4	LMS1xx	25 Hz: +2500d (9C4h) 50 Hz: +5000d (1388h)	25 Hz: 00 00 09 C4 50 Hz: 00 00 13 88
				LMS5xx	25 Hz: +2500d (9C4h) 35 Hz: +3500d (DACH) 50 Hz: +5000d (1388h) 75 Hz: +7500d (1A0Bh) 100 Hz: +10000d (2710h)	25 Hz: 00 00 09 C4 35 Hz: 00 00 0D AC 50 Hz: 00 00 13 88 75 Hz: 00 00 1A 0B 100 Hz: 00 00 27 10
				NAV310 LD-OEM15xx	5 Hz ... 20 Hz: 500d ... 2000d (1F4h ... 7D0h)	5 Hz ... 20 Hz: 00 00 01 F4 ... 00 00 07 D0

Telegram structure: sMN mLMPsetscancfg (Authorized client)							
Telegram part	Description	Variable	Length	Sensor	Values CoLa A (ASCII)	Values CoLa B (Binary)	
				LD-LRS36xx	5 Hz ... 15 Hz: +500d ... +1500d (1F4h ... 5DCh)	5 Hz ... 15 Hz: 00 00 01 F4 ... 00 00 05 DC	
Number of active sectors	Indicates the number of active sectors (e. g. NAV310 with 2 active sectors out of available 4)	Int_16	2	LMS1xx LMS5xx	+1 (0001h)	0001	
				NAV310 LD-OEM15xx LD-LRS36xx	+1 ... +4 (0001 ... 0004h)	0001 ... 0100 (binary)	
Angular resolution	[1/10000°] Same value for each sector required.	Uint_32 4		LMS1xx	0.25°: +2500d (9C4h) 0.5°: +5000d (1388h)	0.25°: 00 00 09 C4 0.5°: 00 00 13 88	
				LMS5xx	0.1667°: +1667d (683h) 0.25°: +2500d (9C4h) 0.333°: +3333d (D05h) 0.5°: +5000d (1388h) 0.667°: +6667d (1A0Bh) 1°: +10000d (2710h)	0.1667°: 00 00 06 83 0.25°: 00 00 09 C4 0.333°: 00 00 0D 05 0.5°: 00 00 13 88 0.667°: 00 00 1A 0B 1°: 00 00 27 10	
				NAV310 LD-OEM15xx LD-LRS36xx	0.125°... 1°: +1250d° ... +10000d (4E2h°... 2710h)	0.125°... 1°: 00 00 04 E2 ... 00 00 27 10	
	Start angle	[1/10000°] Value for start angle musst always be greater than Stop angle of previous sector. Set to 0 if sector is inactive (not used). Values for LMSxxx are fixed.	Int_32	4	LMS1xx	-450000d (FFF92230h)	FF F9 22 30
					LMS5xx	-50000d (FFFF3CB0h)	FF FF 3C B0
					NAV310 LD-OEM15x1 LD-LRS36x1	0° ... +3600000d (0h ... 36EE80h)	00 00 00 00 ... 00 36 EE 80
					LD-OEM15x0 LD-LRS36x0	-900000d ... +2700000d (FFF24460h ... 41EB0h)	FF F2 44 60 ... 00 04 1E B0
	Stop angle	[1/10000°] Value for stop angle musst always be greater than start angle of previous sector. Set to 0 if sector is inactive (not used). Values for LMSxxx are fixed.	Int_32	4	LMS1xx	+2250000d (225510h)	00 22 55 10
					LMS5xx	+1850000d (1C3A90h)	00 1C 3A 90
					NAV310 LD-OEM15x1 LD-LRS36x1	0 ... +3600000d (0h ... 36EE80h)	00 00 00 00 ... 00 36 EE 80
					LD-OEM15x0 LD-LRS36x0	-900000d ... +2700000d (FFF24460h ... 41EB0h)	FF F2 44 60 ... 00 04 1E B0

Table 7: Telegram structure: sMN mLMPsetscancfg

Example for LMS1xx with 1 measurement sector of 270°

Example for LMS1xx

ATTENTION: Scan angle can not be changed here, only in the data output!

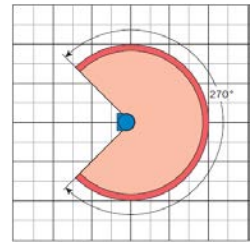
Scan frequency = 50 Hz

Sectors = 1 sector (This value is always 1 for these devices)

Angular resolution = 0, 5°

Start angle of sector = -45° (Fix values, angle not changeable)

Stop angle of sector = 225° (Fix values, angle not changeable)



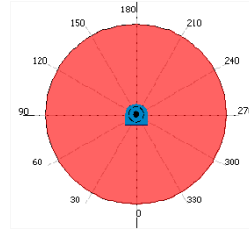
CoLa A	ASCII	<STX>sMN{SPC}mLMPsetscancfg{SPC}+5000{SPC}+1{SPC}+5000{SPC}-450000{SPC}+2250000<ETX> Alternatively: <STX>sMN{SPC}mLMPsetscancfg{SPC}1388{SPC}1{SPC}1388{SPC}FFF92230{SPC}225510<ETX>
	Hex	02 73 4D 4E 20 6D 4C 4D 50 73 65 74 73 63 61 6E 63 66 67 20 2B 35 30 30 30 20 2B 31 20 2B 35 30 30 30 20 2D 34 35 30 30 30 30 20 2B 32 32 35 30 30 30 03 Alternatively: 02 73 4D 4E 20 6D 4C 4D 50 73 65 74 73 63 61 6E 63 66 67 20 31 33 38 38 20 31 20 31 33 38 38 20 46 46 46 39 32 32 33 30 20 32 32 35 35 31 30 03
CoLa B	Binary	02 02 02 02 00 00 00 25 73 4D 4E 20 6D 4C 4D 50 73 65 74 73 63 61 6E 63 66 67 20 00 00 13 88 00 01 00 00 13 88 FF F9 22 30 00 22 55 10 21

Table 8: Example: sMN mLMPsetscancfg for LMS1xx with 1 measurement sector of 270°

Examples for LD-OEM1501, NAV310, LD-LR3601, LD-LR3611

Example for LD-xxx###1 with 1 measurement sector of 360°

Scan frequency = 8 Hz
 Sectors = 1 sector
 Angular resolution = 0,25°
 Start angle of sector = 0°
 Stop angle of sector = 360°

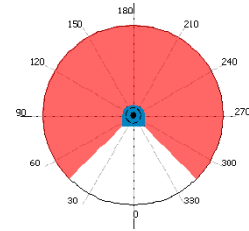


CoLa A	ASCII	<STX>sMN{SPC}mLMPsetscancfg{SPC}0320{SPC}01{SPC}09C4{SPC}0{SPC}0036EE80{SPC}09C4{SPC}0{SPC}0{SPC}09C4{SPC}0{SPC}0{SPC}09C4{SPC}0{SPC}0<ETX>
	Hex	02 73 4D 4E 20 6D 4C 4D 50 73 65 74 73 63 61 6E 63 66 67 20 30 33 32 30 20 30 31 20 30 39 43 34 20 30 20 30 30 33 36 45 45 38 30 20 30 39 43 34 20 30 20 30 20 30 39 43 34 20 30 20 30 20 30 39 43 34 20 30 20 30 30 03
CoLa B	Binary	02 02 02 02 00 00 00 55 73 4D 4E 20 6D 4C 4D 50 73 65 74 73 63 61 6E 63 66 67 20 00 00 03 20 00 01 00 00 09 C4 00 00 00 00 00 36 EE 80 00 00 09 C4 00 00 00 00 00 00 00 00 00 09 C4 00 00 00 00 00 00 00 00 09 C4 00 00 00 00 00 00 00 00 09 C4 00 00 00 00 00 00 00 00 00 E4

Table 9: Example: sMN mLMPsetscancfg for LD-XXX###1 with 1 measurement sector of 360°

Example for LD-XXX###1 with 1 measurement sector of 270°

Scan frequency = 10 Hz
 Sectors = 1 sector
 Angular resolution = 0,50°
 Start angle of sector = +45°
 Stop angle of sector = +315°

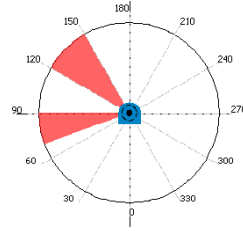


CoLa A	ASCII	<STX>sMN{SPC}mLMPsetscancfg{SPC}+1000{SPC}+1{SPC}+5000{SPC}+450000{SPC}+315000{SPC}+5000{SPC}0{SPC}0{SPC}+5000{SPC}0{SPC}0{SPC}+5000{SPC}0{SPC}0<ETX>
	Hex	02 73 4D 4E 20 6D 4C 4D 50 73 65 74 73 63 61 6E 63 66 67 20 2B 31 30 30 30 20 2B 31 20 2B 35 30 30 30 20 2B 34 35 30 30 30 30 20 2B 33 31 35 30 30 30 30 20 2B 35 30 30 30 20 30 30 30 30 30 30 30 30 20 30 30 30 30 30 30 20 2B 35 30 30 30 30 30 30 30 20 2B 35 30 30 30 20 30 30 30 30 30 30 20 30 30 30 30 30 03
CoLa B	Binary	02 02 02 02 00 00 00 49 73 4D 4E 20 6D 4C 4D 50 73 65 74 73 63 61 6E 63 66 67 20 00 00 03 E8 00 01 00 00 13 88 00 06 DD DE 00 30 10 B0 00 00 13 88 00 00 00 00 00 00 00 00 00 13 88 00 2C

Table 10: Example: sMN mLMPsetscancfg for LD-XXX###1 with 1 measurement sector of 270°

Example for LD-xxx###1 with 2 measurement sectors

Scan frequency = 8 Hz
 Sectors = 2 sectors
 Sector 1 = +70° ... +90°
 Sector 2 = +120° ... +150°
 Angular resolution = 0,25°

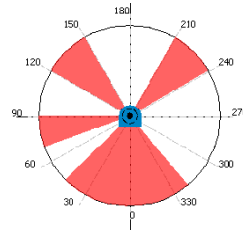


CoLa A	ASCII	<STX>sMN{SPC}mLMPsetscancfg{SPC}0320{SPC}02{SPC}09C4{SPC}+700000{SPC}+900000{SPC}09C4{SPC}+1200000{SPC}+1500000{SPC}09C4{SPC}0{SPC}0{SPC}09C4{SPC}0{SPC}0<ETX>
	Hex	02 73 4D 4E 20 6D 4C 4D 50 73 65 74 73 63 61 6E 63 66 67 20 30 33 32 30 20 30 32 20 30 39 43 34 20 2B 37 30 30 30 30 20 2B 39 30 30 30 30 20 30 39 43 34 20 2B 31 32 30 30 30 30 20 2B 31 35 30 30 30 30 20 30 39 43 34 20 30 20 30 20 30 39 43 34 20 30 20 30 03
CoLa B	Binary	02 02 02 02 00 00 00 49 73 4D 4E 20 6D 4C 4D 50 73 65 74 73 63 61 6E 63 66 67 20 00 00 03 20 00 02 00 00 09 C4 00 0A AE 60 00 0D BB A0 00 00 09 C4 00 12 4F 80 00 16 E3 60 00 00 09 C4 00 00 00 00 00 00 09 C4 00 00 00 00 00 00 00 00 00 00 E8

Table 11: Example: sMN mLMPsetscancfg for LD-XXX###1 with 2 measurement sectors

Example for LD-xxx###1 with 4 measurement sectors

Scan frequency = 8 Hz
 Sectors = 4 sectors
 Sector 1 = +320° ... +45°
 Sector 2 = +70° ... +90°
 Sector 3 = +120° ... +150°
 Sector 4 = +210° ... +240°
 Angular resolution = 0,25°



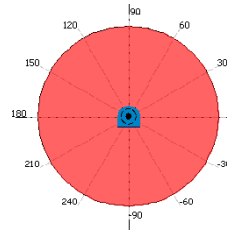
CoLa A	ASCII	<STX>sMN{SPC}mLMPsetscancfg{SPC}0320{SPC}04{SPC}09C4{SPC}+3200000{SPC}+450000{SPC}09C4{SPC}+700000{SPC}+900000{SPC}09C4{SPC}+1200000{SPC}+1500000{SPC}09C4{SPC}+2100000{SPC}+2400000<ETX>
	Hex	02 73 4D 4E 20 6D 4C 4D 50 73 65 74 73 63 61 6E 63 66 67 20 30 33 32 30 20 30 34 20 30 39 43 34 20 2B 33 32 30 30 30 30 20 2B 34 35 30 30 30 30 20 30 39 43 34 20 2B 37 30 30 30 30 20 2B 39 30 30 30 30 20 30 39 43 34 20 2B 31 32 30 30 30 30 20 2B 31 35 30 30 30 30 20 30 39 43 34 20 2B 32 31 30 30 30 30 20 2B 32 34 30 30 30 30 03
CoLa B	Binary	02 02 02 02 00 00 00 49 73 4D 4E 20 6D 4C 4D 50 73 65 74 73 63 61 6E 63 66 67 20 00 00 03 20 00 04 00 00 09 C4 00 30 D4 00 00 06 DD D0 00 00 09 C4 00 0A AE 60 00 0D BB A0 00 00 09 C4 00 12 4F 80 00 16 E3 60 00 00 09 C4 00 20 0B 20 00 24 9F 00 B1

Table 12: Example: sMN mLMPsetscancfg for LD-XXX###1 with 4 measurement sectors

Examples for LD-OEM1500 and LD-LR3600

Example for LD-xxx##0 with 1 measurement sector of 360°

Scan frequency = 8 Hz
 Sectors = 1 sector
 Angular resolution = 0,25°
 Start angle of sector = -90°
 Stop angle of sector = +270°

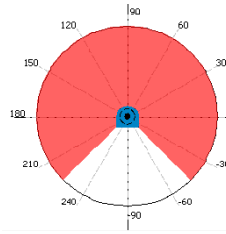


CoLa A	ASCII	<STX>sMN{SPC}mLMPsetscancfg{SPC}0320{SPC}01{SPC}09C4{SPC}-900000{SPC}+2700000{SPC}09C4{SPC}00000000{SPC}000000{SPC}09C4{SPC}000000{SPC}00000000{SPC}09C4{SPC}000000{SPC}000000<ETX>
	Hex	02 73 4D 4E 20 6D 4C 4D 50 73 65 74 73 63 61 6E 63 66 67 20 30 33 32 30 20 30 31 20 30 39 43 34 20 2D 39 30 30 30 30 20 2B 32 37 30 30 30 30 20 30 39 43 34 20 30 30 30 30 30 30 20 30 39 43 34 20 30 30 30 30 30 20 30 30 30 30 30 20 30 39 43 34 20 30 30 30 30 30 20 30 30 30 30 30 03
CoLa B	Binary	02 02 02 02 00 00 00 49 73 4D 4E 20 6D 4C 4D 50 73 65 74 73 63 61 6E 63 66 67 20 00 00 03 20 00 01 00 00 09 C4 FF F2 44 60 00 29 32 E0 00 00 09 C4 00 00 00 00 00 00 00 00 00 09 C4 00 00 00 00 00 00 00 00 09 C4 00 00 00 00 00 00 00 00 A3

Table 13: Example: sMN mLMPsetscancfg for LD-XXX##0 with 1 measurement sector of 360°

Example for LD-xxx##0 with 1 measurement sector of 270°

Scan frequency = 10 Hz
 Sectors = 1 sector
 Angular resolution = 0,50°
 Start angle of sector = -45°
 Stop angle of sector = +225°

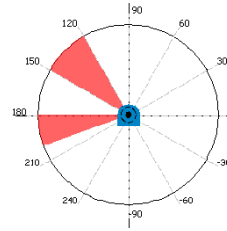


CoLa A	ASCII	<STX>sMN{SPC}mLMPsetscancfg{SPC}+1000{SPC}+1{SPC}+5000{SPC}-450000{SPC}+225000{SPC}+5000{SPC}0{SPC}0{SPC}+5000{SPC}0{SPC}0{SPC}+5000{SPC}0{SPC}0<ETX>
	Hex	02 73 4D 4E 20 6D 4C 4D 50 73 65 74 73 63 61 6E 63 66 67 20 2B 31 30 30 30 20 2B 31 20 2B 35 30 30 30 20 2D 34 35 30 30 30 20 2B 32 32 35 30 30 30 20 2B 35 30 30 30 20 2D 34 35 30 30 30 30 20 2B 32 32 35 30 30 30 20 2B 35 30 30 20 30 20 30 20 2B 35 30 30 30 20 30 20 30 20 2B 35 30 30 20 30 20 30 03
CoLa B	Binary	02 02 02 02 00 00 00 49 73 4D 4E 20 6D 4C 4D 50 73 65 74 73 63 61 6E 63 66 67 20 00 00 03 E8 00 01 00 00 13 88 FF F9 22 30 00 22 55 10 00 00 13 88 00 00 00 00 00 00 00 00 00 00 13 88 00 CA

Table 14: Example: sMN mLMPsetscancfg for LD-XXX##0 with 1 measurement sector of 270°

Example for LD-xxx###0 with 2 measurement sectors

Scan frequency = 8 Hz
 Sectors = 2 sectors
 Sector 1 = +120° ... +150°
 Sector 2 = +180° ... +200°
 Angular resolution = 0,25°

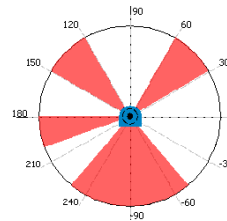


CoLa A	ASCII	<STX>sMN{SPC}mLMPsetscancfg{SPC}320{SPC}2{SPC}9C4{SPC}+1200000{SPC}+1500000{SPC}9C4{SPC}+1800000{SPC}+2000000{SPC}9C4{SPC}0{SPC}0{SPC}9C4{SPC}0{SPC}0<ETX>
	Hex	02 73 4D 4E 20 6D 4C 4D 50 73 65 74 73 63 61 6E 63 66 67 20 33 32 30 20 32 20 39 43 34 20 2B 31 32 30 30 30 30 20 2B 31 35 30 30 30 30 20 39 43 34 20 2B 31 38 30 30 30 30 20 2B 32 30 30 30 30 30 20 39 43 34 20 30 20 30 20 39 43 34 20 30 20 30 03
CoLa B	Binary	02 02 02 02 00 00 00 49 73 4D 4E 20 6D 4C 4D 50 73 65 74 73 63 61 6E 63 66 67 20 00 00 03 20 00 02 00 00 09 C4 00 12 4F 80 00 16 E3 60 00 00 09 C4 00 1B 77 40 00 1E 84 80 00 00 09 C4 00 00 00 00 00 00 00 09 C4 00 00 00 00 00 00 00 0C

Table 15: Example: sMN mLMPsetscancfg for LD-XXX###0 with 2 measurement sectors

Example for LD-xxx###0 with 4 measurement sectors

Scan frequency = 8 Hz
 Sectors = 4 sectors
 Sector 1 = +230° ... -50°
 Sector 2 = +30° ... +60°
 Sector 3 = +120° ... +150°
 Sector 4 = +210° ... +200°
 Angular resolution = 0,25°



CoLa A	ASCII	<STX>sMN{SPC}mLMPsetscancfg{SPC}320{SPC}4{SPC}9C4{SPC}+2300000{SPC}-500000{SPC}9C4{SPC}+300000{SPC}+600000{SPC}9C4{SPC}+1200000{SPC}+1500000{SPC}9C4{SPC}+1800000{SPC}+2000000<ETX>
	Hex	02 73 4D 4E 20 6D 4C 4D 50 73 65 74 73 63 61 6E 63 66 67 20 33 32 30 20 34 20 39 43 34 20 2B 32 33 30 30 30 30 20 2D 35 30 30 30 30 20 39 43 34 20 2B 33 30 30 30 30 20 2B 36 30 30 30 30 20 39 43 34 20 2B 31 32 30 30 30 30 20 2B 31 35 30 30 30 30 20 39 43 34 20 2B 31 38 30 30 30 30 20 2B 32 30 30 30 30 03
CoLa B	Binary	02 02 02 02 00 00 00 49 73 4D 4E 20 6D 4C 4D 50 73 65 74 73 63 61 6E 63 66 67 20 00 00 03 20 00 04 00 00 09 C4 00 23 18 60 FF F8 5E E0 00 00 09 C4 00 04 93 E0 00 09 27 C0 00 00 09 C4 00 12 4F 80 00 16 E3 60 00 00 09 C4 00 1B 77 40 00 1E 84 80 71

Table 16: Example: sMN mLMPsetscancfg for LD-XXX###0 with 4 measurement sectors



Telegram structure: sAN mLMPsetscancfg						
Telegram part	Description	Variable	Length	Sensor	Values CoLa A (ASCII)	Values CoLa B (Binary)
Command type	Answer	String	3	All	sAN	73 41 4E
Command	Info of scan frequency and angular resolution	String	14	All	mLMPsetscancfg	6D 4C 4D 50 73 65 74 73 63 61 6E 63 66 67
Status code	Accepted when value is 0	Enum_8	1	All	No error: 0 Frequency error: 1 Resolution error: 2 Resolution and scanarea error: 3 Scanarea error: 4 Other errors: 5	No error: 00 Frequency error: 01 Resolution error: 02 Resolution and scan area error: 03 Scanarea error: 04 Other errors: 05
Scan frequency	[1/100 Hz]	Uint_32	4	LMS1xx	25 Hz: +2500d (9C4h) 50 Hz: +5000d (1388h)	25 Hz: 00 00 09 C4 50 Hz: 00 00 13 88
				LMS5xx	25 Hz: +2500d (9C4h) 35 Hz: +3500d (DACH) 50 Hz: +5000d (1388h) 75 Hz: +7500d (1A0Bh) 100 Hz: +10000d (2710h)	25 Hz: 00 00 09 C4 35 Hz: 00 00 0D AC 50 Hz: 00 00 13 88 75 Hz: 00 00 1A 0B 100 Hz: 00 00 27 10
				NAV310 LD-OEM 15xx	5 Hz ... 20 Hz: +500d ... +2000d (1F4h ... 7D0h)	5 Hz ... 20 Hz: 00 00 01 F4 ... 00 00 07 D0
				LD-LRS 36xx	5 Hz ... 15 Hz: +500d ... +1500d (1F4h ... 5DCh)	5 Hz ... 15 Hz: 00 00 01 F4 ... 00 00 05 DC
Number of active sectors	Indicates the number of active sectors	Int_16	2	LMS1xx LMS5xx	1 (0001h)	0001
				NAV310 LD-OEM 15xx LD-LRS 36xx	1 ... 4 (0001h ... 0004h)	0001 ... 0100 (binary)

Telegram structure: sAN mLMPsetscancfg							
Telegram part	Description	Variable	Length	Sensor	Values CoLa A (ASCII)	Values CoLa B (Binary)	
Per sector (active and inactive sectors)	Angular resolution	Uint_32	4	LMS1xx	0.25°: +2500d (9C4h) 0.5°: +5000d (1388h)	0.25°: 00 00 09 C4 0.5°: 00 00 13 88	
				LMS5xx	0.1667°: +1667d (683h) 0.25°: +2500d (9C4h) 0.333°: +3333d (D05h) 0.5°: +5000d (1388h) 0.667°: +6667d (1A0Bh) 1°: +10000d (2710h)	0.1667°: 00 00 06 83 0.25°: 00 00 09 C4 0.333°: 00 00 0D 05 0.5°: 00 00 13 88 0.667°: 00 00 1A 0B 1°: 00 00 27 10	
				NAV310 LD-OEM 15xx LD-LRS 36xx	0.125° ... 1°: +1250d° ... +10000d (4E2h° ... 2710h)	0.125° ... 1°: 00 00 04 E2 ... 00 00 27 10	
	Start angle	[1/10000°]	Int_32	4	LMS1xx	-450000d (FFF92230h)	FF F9 22 30
					LMS5xx	-50000d (FFF3CB0h)	FF FF 3C B0
					NAV310 LD-OEM 15x1 LD-LRS 36x1	0° ... +3600000d (0h ... 36EE80h)	00 00 00 00 ... 00 36 EE 80
					LD-OEM 15x0 LD-LRS 36x0	-900000d ... +2700000d (FFF24460h ... 41EB0h)	FF F2 44 60 ... 00 04 1E B0
	Stop angle	[1/10000°]	Int_32	4	LMS1xx	+2250000d (225510h)	00 22 55 10
					LMS5xx	+1850000d (1C3A90h)	00 1C 3A 90
					NAV310 LD-OEM 15x1 LD-LRS 36x1	0 ... +3600000d (0h ... 36EE80h)	00 00 00 00 ... 00 36 EE 80
					LD-OEM 15x0 LD-LRS 36x0	-900000d ... +2700000d (FFF24460h ... 41EB0h)	FF F2 44 60 ... 00 04 1E B0

Table 17: Telegram structure: sAN mLMPsetscancfg

Example: sAN mLMPsetscancfg

CoLa A	ASCII	<STX>sAN{SPC}mLMPsetscancfg{SPC}0{SPC}1388{SPC}1{SPC}1388{SPC}FFF92230{SPC}225510<ETX>
	Hex	02 73 41 4E 20 6D 4C 4D 50 73 65 74 73 63 61 6E 63 66 67 20 30 20 31 33 38 38 20 31 20 31 33 38 38 20 46 46 46 39 32 32 33 30 20 32 32 35 35 31 30 03
CoLa B	Binary	02 02 02 02 00 00 00 26 73 41 4E 20 6D 4C 4D 50 73 65 74 73 63 61 6E 63 66 67 20 00 00 00 13 88 00 01 00 00 13 88 FF F9 22 30 00 22 55 10 2D

Table 18: Example: sAN mLMPsetscancfg

4.2.2 Read for frequency and angular resolution



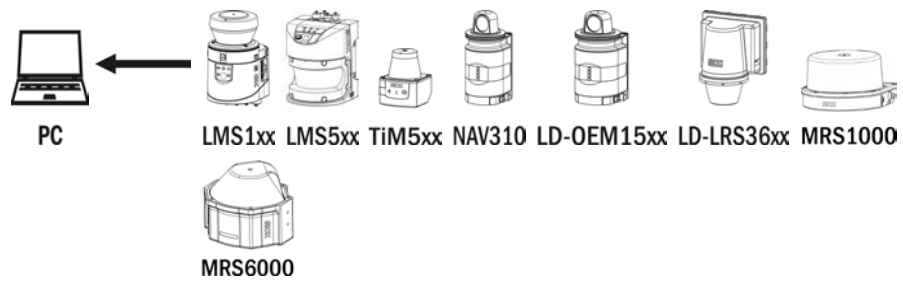
Telegram structure: sRN LMPscancfg						
Telegram part	Description	Variable	Length	Sensor	Values CoLa A (ASCII)	Values CoLa B (Binary)
Command type	Read	String	3	All	sRN	73 52 4E
Command	Info of scan frequency and angular resolution	String	10	All	LMPscancfg	4C 4D 50 73 63 61 6E 63 66 67

Table 19: Telegram structure: sRN LMPscancfg

Example for LMS100: sRN LMPscancfg

CoLa A	ASCII	<STX>sRN{SPC}LMPscancfg<ETX>
	Hex	02 73 52 4E 20 4C 4D 50 73 63 61 6E 63 66 67 03
CoLa B	Binary	02 02 02 02 00 00 00 0E 73 52 4E 20 4C 4D 50 73 63 61 6E 63 66 67 63

Table 20: Example for LMS100: sRN LMPscancfg



Telegram structure: sRA LMPscancfg						
Telegram part	Description	Variable	Length	Sensor	Values CoLa A (ASCII)	Values CoLa B (Binary)
Command type	Answer	String	3	All	sRA	73 52 41
Command	Info of scan frequency and angular resolution	String	10	All	LMPscancfg	4C 4D 50 73 63 61 6E 63 66 67

Telegram structure: sRA LMPscancfg						
Telegram part	Description	Variable	Length	Sensor	Values CoLa A (ASCII)	Values CoLa B (Binary)
Scan frequency	[1/100 Hz]	Uint_32	4	LMS1xx	25 Hz: +2500d (9C4h) 50 Hz: +5000d (1388h)	25 Hz: 00 00 09 C4 50 Hz: 00 00 13 88
				LMS5xx	25 Hz: +2500d (9C4h) 35 Hz: +3500d (DACH) 50 Hz: +5000d (1388h) 75 Hz: +7500d (1A0Bh) 100 Hz: +10000d (2710h)	25 Hz: 00 00 09 C4 35 Hz: 00 00 0D AC 50 Hz: 00 00 13 88 75 Hz: 00 00 1A 0B 100 Hz: 00 00 27 10
				TiM5xx	15 Hz: +1500d (5DCh)	15 Hz: 00 00 05 DC
				NAV310 LD-OEM 15xx	5 Hz ... 20 Hz: +500d ... +2000d (1F4h ... 7D0h)	5 Hz ... 20 Hz: 00 00 01 F4 ... 00 00 07 D0
				LD-LRS 36xx	5 Hz ... 15 Hz: +500d ... +1500d (1F4h ... 5DCh)	5 Hz ... 15 Hz: 00 00 01 F4 ... 00 00 05 DC
				MRS 1000	50 Hz: +5000d (1388h)	50 Hz: 00 00 13 88
				MRS 6000	10 Hz: +1000d (3E8h)	10 Hz: 00 00 03 E8
				Number of sectors	Indicates the number of sectors. The subsequent values will be transmitted 1 ... 4 accordingly.	Int_16
NAV310 LD-OEM 15xx LD-LRS 36xx	Sector 1: 0001h Sector 2: 0002h Sector 3: 0003h Sector 4: 0004h	Sector 1: 0001 Sector 2: 0010 Sector 3: 0011 Sector 4: 0100				
Angular resolution	[1/10000°]	Uint_32	4	LMS1xx	0.25°: +2500d (9C4h) 0.5°: +5000d (1388h)	0.25°: 00 00 09 C4 0.5°: 00 00 13 88
				LMS5xx	0.1667°: +1667d (683h) 0.25°: +2500d (9C4h) 0.333°: +3333d (D05h) 0.5°: +5000d (1388h) 0.667°: +6667d (1A0Bh) 1°: +10000d (2710h)	0.1667°: 00 00 06 83 0.25°: 00 00 09 C4 0.333°: 00 00 0D 05 0.5°: 00 00 13 88 0.667°: 00 00 1A 0B 1°: 00 00 27 10
				TiM5xx	0.333°: +3333d (D05h) 1°: +10000d (2710h)	0.333°: 00 00 0D 05 1°: 00 00 27 10
				NAV310 LD-OEM 15xx LD-LRS 36xx	0.125° ... 1°: +1250d ... +10000d (4E2h ... 2710h)	0.125° ... 1°: 00 00 04 E2 ... 00 00 27 10

Telegram structure: sRA LMPscancfg						
Telegram part	Description	Variable	Length	Sensor	Values CoLa A (ASCII)	Values CoLa B (Binary)
				MRS 1000	0.25°: +2500d (9C4h)	0.25°: 00 00 09 C4
				MRS 6000	0.13°: +1300d (514h)	0.13°: 00 00 05 14
Start angle	[1/10000°]	Int_32	4	LMS1xx TiM5xx	-450000d ... +2250000d (FFF92230h ... 225510h)	FF F9 22 30 ... 00 22 55 10
				LMS5xx	-50000d ... +1850000d (FFFF3CB0h ... 1C3A90h)	FF FF 3C B0 ... 00 1C 3A 90
				NAV310 LD-OEM 15x1 LD-LRS 36x1	0° ... +3600000d (0h ... 36EE80h)	00 00 00 00 ... 00 36 EE 80
				LD-OEM 15x0 LD-LRS 36x0	-900000d ... +2700000d (FFF24460h ... 41EB0h)	FF F2 44 60 ... 00 04 1E B0
				MRS 1000	-475000d (FFF8C088h)	FF F8 C0 88
				MRS 6000	+300000d (493E0h)	00 04 93 E0
Stop angle	[1/10000°]	Int_32	4	LMS1xx TiM5xx	-450000d ... +2250000d (FFF92230h ... 225510h)	FF F9 22 30 ... 00 22 55 10
				LMS5xx	-50000d ... +1850000d (FFFF3CB0h ... 1C3A90h)	FF FF 3C B0 ... 00 1C 3A 90
				NAV310 LD-OEM 15x1 LD-LRS 36x1	0 ... +3600000d (0h ... 36EE80h)	00 00 00 00 ... 00 36 EE 80
				LD-OEM 15x0 LD-LRS 36x0	-900000d ... +2700000d (FFF24460h ... 41EB0h)	FF F2 44 60 ... 00 04 1E B0
				MRS 1000	+2275000d (22B6B8h)	00 22 B6 B8
				MRS 6000	+1500000d (16E360h)	00 16 E3 60

Table 21: Telegram structure: sRA LMPscancfg

Example: sRA LMPscancfg

CoLa A	ASCII	<STX>sRA{SPC}LMPscancfg{SPC}1388{SPC}1{SPC}1388{SPC}FFF92230{SPC}225510<ETX>
	Hex	02 73 52 41 20 4C 4D 50 73 63 61 6E 63 66 67 20 31 33 38 38 20 31 20 31 33 38 38 20 46 46 46 39 32 32 33 30 20 32 32 35 35 31 30 03
CoLa B	Binary	02 02 02 02 00 00 00 21 73 52 41 20 4C 4D 50 73 63 61 6E 63 66 67 20 00 00 13 88 00 01 00 00 13 88 FF F9 22 30 00 22 55 10 3E

Table 22: Example: sRA LMPscancfg

4.2.3 Alignment mode (one Layer activation for adjustment)



Telegram structure: sWN MMAIalignmentMode (Service) (sMN SetAccessMode 04 81BE23AA)						
Telegram part	Description	Variable	Length	Sensor	Values CoLa A (ASCII)	Values CoLa B (Binary)
Command type	Method	String	3	All	sWN	73 57 4E
Command	Set device to alignment mode	String	15	All	MMAIalignmentMode	4D 4D 41 6C 69 67 6E 6D 65 6E 74 4D 6F 64 65
Layer activation					0 -> all Layer 1 -> red Layer -2,5 2 -> blue Layer 0 3 -> green Layer +2,5 4 -> yellow Layer +5	30 31 32 33 34

Table 23: Telegram structure: sWN MMAIalignmentMode

Example: sWN MMAIalignmentMode

CoLa A	ASCII	<STX>sWN{SPC}MMAIalignmentMode{SPC}2<ETX>
	Hex	02 73 57 4E 20 4D 4D 41 6C 69 67 6E 6D 65 6E 74 4D 6F 64 65 20 32 03
CoLa B	Binary	02 02 02 02 00 00 00 19 73 57 4E 7B 53 50 43 7D 4D 4D 41 6C 69 67 6E 6D 65 6E 74 4D 6F 64 65 20 32 42

Table 24: Example: sWN MMAIalignmentMode for Layer 2



Telegram structure: sWA MMAlignmentMode						
Telegram part	Description	Variable	Length	Sensor	Values CoLa A (ASCII)	Values CoLa B (Binary)
Command type	Answer	String	3	All	sWA	73 57 41
Command	Set device to standby	String	15	All	MMAlignmentMode	4D 4D 41 6C 69 67 6E 6D 65 6E 74 4D 6F 64 65

Table 25: Telegram structure: sAN LMCstandby

Example: sAN MMAlignmentMode

CoLa A	ASCII	<STX>sWA{SPC}MMAlignmentMode<ETX>
	Hex	02 73 57 41 20 4D 4D 41 6C 69 67 6E 6D 65 6E 74 4D 6F 64 65 03
CoLa B	Binary	02 02 02 02 00 00 00 13 73 57 41 20 4D 4D 41 6C 69 67 6E 6D 65 6E 74 4D 6F 64 65 39

Table 26: Example: sAN LMCstandby

4.2.4 Set scan configuration

Sets the device to an defined scan configuration, consisting of scan frequency, angular resolution, sector definition and interlace mode.



Telegram structure: sMN mCLsetscancfglist						
Telegram part	Description	Variable	Length	Sensor	Values CoLa A (ASCII)	Values CoLa B (Binary)
Command type	Method	String	3	All	sMN	73 4D 4E
Command	Set scan configuration	String	17	All	mCLsetscancfglist	6D 43 4C 73 65 74 73 63 61 6E 63 66 67 6C 69 73 74
Mode	Interlace mode (see table below)	Enum_8	1	All	+1d, +2d, +3d ... (01h, 02h, 03h ...)	01, 02, 03 ...

Table 27: Telegram structure: sMN mCLsetscancfglist

Interlace mode

The interlace mode allows to achieve a higher angular resolution by combining scans with lower resolution. The individual scans are shifted to each other.

The command *mCLsetscancfglist* selects combinations of scan resolution, scan frequency and resolution. If the scan area will not match to the application then an adjustment is possible by the command “mLMPsetscancfg” (see section 4.2.1 “Set frequency and angular resolution/measurement sectors” on page 14).

Mode	Inter-laced	Scan freq.	Result. scan freq.	Resolution	Total Resol.	Field of view	Sector	LRS 3601 3611	OEM 1501	NAV 310	LRS 3600	OEM 1500
1	0x	8 Hz	8 Hz	0.25°	0.25°	360°	0 ... 360°	x	x	x	(x)	(x)
2	0x	15 Hz	15 Hz	0.5°	0.5°	360°	0 ... 360°	x	x	x	(x)	(x)
3	0x	10 Hz	10 Hz	0.25°	0.25°	300°	30 ... 330°	x	x	x	x	x
4	0x	5 Hz	5 Hz	0.125°	0.125°	300°	30 ... 330°	x	x	x	x	x
5	0x	6 Hz	6 Hz	0.1875°	0.1875°	360°	0 ... 360°	x	x	x	(x)	(x)
6	0x	8Hz	8 Hz	0.25°	0.25°	359.5°	0.25° ...359.25°				x	X
8	0x	15 Hz	15 Hz	0.375°	0,375°	300°	30...330°	x	X	x	x	x
9	0x	15 Hz	15 Hz	0.5°	0.5°	359°	0.5 ... 359.5°				x	x
21	0x	20 Hz	20 Hz	0.5°	0.5°	300°	30 ... 330°		X	x		x
22	0x	20 Hz	20 Hz	0.75°	0.75°	360°	0 ... 360°		x	x		(x)
44	4x	10 Hz	2.5 Hz	0.25°	0.0625°	300°	30 ... 330°	x	x		(x)	(x)
46	4x	16 Hz	4 Hz	0.5°	0.125°	300°	30 ... 330°		x			(x)

Table 28: Interlace mode for sMN mCLsetscancfglist

(x): Only at raw data scan (field application)

Example: Set scan configuration 1: sMN mCLsetscancfglist 1

CoLa A	ASCII	<STX>sMN{SPC}mCLsetscancfglist{SPC}1<ETX>
	Hex	02 73 4D 4E 20 6D 43 4C 73 65 74 73 63 61 6E 63 66 67 6C 69 73 74 20 31 03
CoLa B	Binary	02 02 02 02 00 00 00 17 20 73 4D 4E 20 6D 43 4C 73 65 74 73 63 61 6E 63 66 67 6C 69 73 74 20 01 0F

Table 29: Example: Set scan configuration 1: sMN mCLsetscancfglist 1



Telegram structure: sAN mCLsetscancfglist						
Telegram part	Description	Variable	Length	Sensor	Values CoLa A (ASCII)	Values CoLa B (Binary)
Command type	Answer	String	3	All	sAN	73 41 4E
Command	Confirm scan configuration	String	17	All	mCLsetscancfglist	6D 43 4C 73 65 74 73 63 61 6E 63 66 67 6C 69 73 74
Status code	Wrong setting	Enum_8	1	All	Ok: 0 Error frequency: 1 Error resolution: 2 Err. res. and freq.: 3 Err. scan field: 4 Error: 5	Ok: 00 Error frequency: 01 Error resolution: 02 Err. res. and freq.: 03 Err. scan field: 04 Error: 05

Table 30: Telegram structure: sAN mCLsetscancfglist

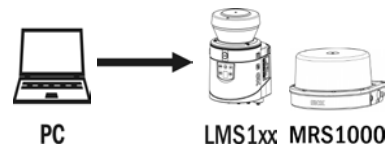
Example: sAN mCLsetscancfglist Ok

CoLa A	ASCII	<STX>sAN{SPC}mCLsetscancfglist{SPC}0<ETX>
	Hex	02 73 41 4E 20 6D 43 4C 73 65 74 73 63 61 6E 63 66 67 6C 69 73 74 20 30 03
CoLa B	Binary	02 02 02 02 00 00 00 17 73 41 4E 20 6D 43 4C 73 65 74 73 63 61 6E 63 66 67 6C 69 73 74 20 00 10

Table 31: Example: sAN mCLsetscancfglist Ok

4.2.5 Activate Standby mode

Shut off the laser in order to extend the lifetime of laser diode. The motor keeps on turning.



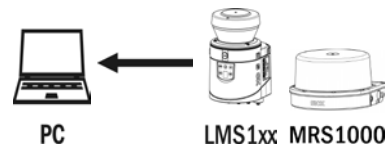
Telegram structure: sMN LMCstandby (Authorized client)						
Telegram part	Description	Variable	Length	Sensor	Values CoLa A (ASCII)	Values CoLa B (Binary)
Command type	Method	String	3	All	sMN	73 4D 4E
Command	Set device to standby	String	10	All	LMCstandby	4C 4D 43 73 74 61 6E 64 62 79

Table 32: Telegram structure: sMN LMCstandby

Example: sMN LMCstandby

CoLa A	ASCII	<STX>sMN{SPC}LMCstandby<ETX>
	Hex	02 73 4D 4E 20 4C 4D 43 73 74 61 6E 64 62 79 03
CoLa B	Binary	02 02 02 02 00 00 00 0E 73 4D 4E 20 4C 4D 43 73 74 61 6E 64 62 79 65

Table 33: Example: sMN LMCstandby



Telegram structure: sAN LMCstandby						
Telegram part	Description	Variable	Length	Sensor	Values CoLa A (ASCII)	Values CoLa B (Binary)
Command type	Answer	String	3	All	sAN	73 41 4E
Command	Set device to standby	String	10	All	LMCstandby	4C 4D 43 73 74 61 6E 64 62 79
Status code	Accepted when value is 0	Enum_8	1	All	No error: 0	No error: 00

Table 34: Telegram structure: sAN LMCstandby


Example: sAN LMCstandby

CoLa A	ASCII	<STX>sAN{SPC}LMCstandby{SPC}0<ETX>
	Hex	02 73 41 4E 20 4C 4D 43 73 74 61 6E 64 62 79 20 30 03
CoLa B	Binary	02 02 02 02 00 00 00 10 73 41 4E 20 4C 4D 43 73 74 61 6E 64 62 79 20 00 49

Table 35: Example: sAN LMCstandby

4.2.6 Start measurement

Start the laser and (unless in Standby mode) the motor of the the device



Telegram structure: sMN LMCstartmeas (Authorized client)						
Telegram part	Description	Variable	Length	Sensor	Values CoLa A (ASCII)	Values CoLa B (Binary)
Command type	Method	String	3	All	sMN	73 4D 4E
Command	Start measurement	String	12	All	LMCstartmeas	4C 4D 43 73 74 61 72 74 6D 65 61 73

Table 36: Telegram structure: sMN LMCstartmeas

Example: sMN LMCstartmeas

CoLa A	ASCII	<STX>sMN{SPC}LMCstartmeas<ETX>
	Hex	02 73 4D 4E 20 4C 4D 43 73 74 61 72 74 6D 65 61 73 03
CoLa B	Binary	02 02 02 02 00 00 00 10 73 4D 4E 20 4C 4D 43 73 74 61 72 74 6D 65 61 73 68

Table 37: Example: sMN LMCstartmeas



Telegram structure: sAN LMCstartmeas						
Telegram part	Description	Variable	Length	Sensor	Values CoLa A (ASCII)	Values CoLa B (Binary)
Command type	Answer	String	3	All	sAN	73 41 4E
Command	Start measurement	String	12	All	LMCstartmeas	4C 4D 43 73 74 61 72 74 6D 65 61 73
Status code	Accepted when value is 0	Enum_8	1	All	No error: 0 Not allowed: 1	No error: 00 Not allowed: 01

Table 38: Telegram structure: sAN LMCstartmeas

Example: sAN LMCstartmeas

CoLa A	ASCII	<STX>sAN{SPC}LMCstartmeas{SPC}0<ETX>
	Hex	02 73 41 4E 20 4C 4D 43 73 74 61 72 74 6D 65 61 73 20 30 03
CoLa B	Binary	02 02 02 02 00 00 00 12 73 41 4E 20 4C 4D 43 73 74 61 72 74 6D 65 61 73 20 00 44

Table 39: Example: sAN LMCstartmeas

4.2.7 Stop measurement

Shut off the laser and stop the motor of the the device



Telegram structure: sMN LMCstopmeas (Authorized client)						
Telegram part	Description	Variable	Length	Sensor	Values CoLa A (ASCII)	Values CoLa B (Binary)
Command type	Method	String	3	All	sMN	73 4D 4E
Command	Stop measurement	String	11	All	LMCstopmeas	4C 4D 43 73 74 6F 70 6D 65 61 73

Table 40: Telegram structure: sMN LMCstopmeas

Example: sMN LMCstopmeas

CoLa A	ASCII	<STX>sMN{SPC}LMCstopmeas<ETX>
	Hex	02 73 4D 4E 20 4C 4D 43 73 74 6F 70 6D 65 61 73 03
CoLa B	Binary	02 02 02 02 00 00 00 0F 73 4D 4E 20 4C 4D 43 73 74 6F 70 6D 65 61 73 10

Table 41: Example: sMN LMCstopmeas



Telegram structure: sAN LMCstopmeas						
Telegram part	Description	Variable	Length	Sensor	Values CoLa A (ASCII)	Values CoLa B (Binary)
Command type	Answer	String	3	All	sAN	73 41 4E
Command	Stop measurement	String	11	All	LMCstopmeas	4C 4D 43 73 74 6F 70 6D 65 61 73
Status code	Accepted when value is 0	Enum_8	1	All	No error: 0 Not allowed: 1	No error: 00 Not allowed: 01

Table 42: Telegram structure: sAN LMCstopmeas

Example: sAN LMCstopmeas

CoLa A	ASCII	<STX>sAN{SPC}LMCstopmeas{SPC}0<ETX>
	Hex	02 73 41 4E 20 4C 4D 43 73 74 6F 70 6D 65 61 73 20 30 03
CoLa B	Binary	02 02 02 02 00 00 00 11 73 41 4E 20 4C 4D 43 73 74 6F 70 6D 65 61 73 20 00 3C

Table 43: Example: sAN LMCstopmeas

4.2.8 Autostart measurement



Telegram structure: sMN LMPautostartmeas (Authorized client)						
Telegram part	Description	Variable	Length	Sensor	Values CoLa A (ASCII)	Values CoLa B (Binary)
Command type	Method	String	3	All	sWN	73 57 4E
Command	Autostart measurement	String	16	All	LMPautostartmeas	4C 4D 50 61 75 74 6F 73 74 61 72 74 6D 65 61 73
Status code	Accepted when value is 0	Bool_1	1	All	Autostart off: False = 0 Autostart on: True = 1	Autostart off: False = 00 Autostart on :True = 01

Table 44: Telegram structure: sMN LMPautostartmeas

Example: sMN LMPautostartmeas 1

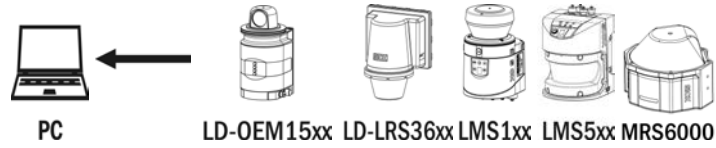
CoLa A	ASCII	<STX>sWN{SPC}LMPautostartmeas{SPC}1 <ETX>
	Hex	02 73 4D 4E 20 4C 4D 50 61 75 74 6F 73 74 61 72 74 6D 65 61 73 20 31 03
CoLa B	Binary	02 02 02 02 00 00 00 16 73 57 4E 20 4C 4D 50 61 75 74 6F 73 74 61 72 74 6D 65 61 73 20 31 7F

Table 45: Example: sMN LMPautostartmeas

This parameter defines whether the scanner will start upon powering up to rotate and measure or remain in the idle mode.

The setting should be stored in the flash memory by the command sMN mEEWriteall.

After the next powering up the scanner will be either in the idle or in the measurement mode.



Telegram structure: sWA LMPautostartmeas						
Telegram part	Description	Variable	Length	Sensor	Values CoLa A (ASCII)	Values CoLa B (Binary)
Command type	Answer	String	3	All	sWA	73 57 41
Command	Autostart measurement	String	14	All	LMPautostartmeas	4C 4D 43 73 74 61 72 74 6D 65 61 73

Table 46: Telegram structure: sWA LMDautostartmeas

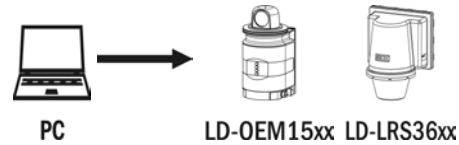
Example: sAN LMPautostartmeas

CoLa A	ASCII	<STX>sWA{SPC}LMPautostartmeas<ETX>
	Hex	02 73 57 41 20 4C 4D 43 73 74 61 72 74 6D 65 61 73 03
CoLa B	Binary	02 02 02 02 00 00 00 15 73 57 41 20 4C 4D 50 61 75 74 6F 73 74 61 72 74 6D 65 61 73 20 41

Table 47: Example: sWA LMPautostartmeas

4.2.9 Activate/deactivate field application

With the aid of the integrated field application, the LD-OEM1500/LD-LRS3600 evaluates up to four evaluation fields within its scan area.



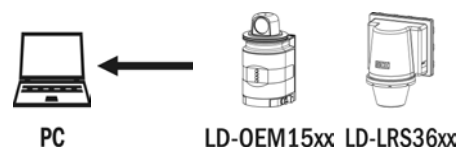
Telegram structure: sWN CLApplication (Authorized client)						
Telegram part	Description	Variable	Length	Sensor	Values CoLa A (ASCII)	Values CoLa B (Binary)
Command type	Write	String	3	All	sWN	73 57 4E
Command	Activate/deactivate field application	String	13	All	CLApplication	43 4C 41 70 70 6C 69 63 61 74 69 6F 6E
Mode	Application	Enum_16	2	All	Scan only: 00 Field application: 11	Scan only: 00 00 Field application: 00 11

Table 48: Telegram structure: sWN CLApplication

Example: Activate the field application: sWN CLApplication 11

CoLa A	ASCII	<STX>sWN{SPC}CLApplication{SPC}11<ETX>
	Hex	02 73 57 4E 20 43 4C 41 70 70 6C 69 63 61 74 69 6F 6E 20 31 31 03
CoLa B	Binary	02 02 02 02 00 00 00 17 73 57 4E 20 43 4C 41 70 70 6C 69 63 61 74 69 6F 6E 20 00 11 1F

Table 49: Example: Activate the field application: sWN CLApplication 11



Telegram structure: sWA CLApplication						
Telegram part	Description	Variable	Length	Sensor	Values CoLa A (ASCII)	Values CoLa B (Binary)
Command type	Answer	String	3	All	sWA	73 57 41
Command	Activate/deactivate field application	String	13	All	CLApplication	43 4C 41 70 70 6C 69 63 61 74 69 6F 6E

Table 50: Telegram structure: sWA CLApplication

Example: sWA CLApplication correct and accepted

CoLa A	ASCII	<STX>sWA{SPC}CLApplication<ETX>
	Hex	02 73 57 41 20 43 4C 41 70 70 6C 69 63 61 74 69 6F 6E 03
CoLa B	Binary	02 02 02 02 00 00 00 11 73 57 41 20 43 4C 41 70 70 6C 69 63 61 74 69 6F 6E 1A

Table 51: Example: sWA CLApplication correct and accepted

4.2.10 Application selection and switching

Selection between the field application (default) and the ranging application in the device.



Telegram structure: sWN SetActiveApplications (Authorized client)						
Telegram part	Description	Variable	Length	Sensor	Values CoLa A (ASCII)	Values CoLa B (Binary)
Command type	Write	String	3	All	sWN	73 57 4E
Command	Selects all currently active applications of the scanner	String	13	All	SetActiveApplications	43 4C 41 70 70 6C 69 63 61 74 69 6F 6E
Array length				All	0..1	00...01
Identifier	Application	String			FEVL (Field Application) RANG (Ranging)	46 45 56 4C 52 41 4E 47
Active		Bool			False = 0 True = 1	False = 00 True = 01

Table 52: Telegram structure: sWN SetActiveApplications

Example: Activate the field application: sWN CLApplication 11

CoLa A	ASCII	<STX>sWN{SPC}SetActiveApplications{SPC}1{SPC}FEVL{SPC}1<ETX>
	Hex	73 57 4E 20 53 65 74 41 63 74 69 76 65 41 70 70 6C 69 63 61 74 69 6F 6E 73 20 31 20 46 45 56 4C 20 31
CoLa B	Binary	02 02 02 02 00 00 00 22 73 57 4E 20 53 65 74 41 63 74 69 76 65 41 70 70 6C 69 63 61 74 69 6F 6E 73 20 31 20 46 45 56 4C 20 31 34

Table 53: Example: Activate the field application: : sWN SetActiveApplications 1 FEVL 1



Telegram structure: sWA SetActiveApplications						
Telegram part	Description	Variable	Length	Sensor	Values CoLa A (ASCII)	Values CoLa B (Binary)
Command type	Answer	String	3	All	sWA	73 57 41
Command	Selects all currently active applications of the scanner	String		All	SetActiveApplications	53 65 74 41 63 74 69 76 65 41 70 70 6C 69 63 61 74 69 6F 6E 73

Table 54: Telegram structure: sWA SetActiveApplications

Example: sWA CLApplication correct and accepted

CoLa A	ASCII	<STX>sWA{SPC}SetActiveApplications<ETX>
	Hex	73 57 41 20 53 65 74 41 63 74 69 76 65 41 70 70 6C 69 63 61 74 69 6F 6E 73
CoLa B	Binary	02 02 02 02 00 00 00 19 73 57 41 20 53 65 74 41 63 74 69 76 65 41 70 70 6C 69 63 61 74 69 6F 6E 73 02

Table 55: Example: sWA SetActiveApplications correct and accepted

4.2.11 Read Application selection and switching



Telegram structure: sRN SetActiveApplications						
Telegram part	Description	Variable	Length	Sensor	Values CoLa A (ASCII)	Values CoLa B (Binary)
Command type	Read	String	3	All	sRN	73 52 4E
Command	Info of scan frequency and angular resolution	String	10	All	SetActiveApplications	53 65 74 41 63 74 69 76 65 41 70 70 6C 69 63 61 74 69 6F 6E 73

Table 56: Telegram structure: sRN SetActiveApplications

Example for MRS1000: sRN SetActiveApplications

CoLa A	ASCII	<STX>sRN{SPC}SetActiveApplications<ETX>
	Hex	73 52 4E 20 53 65 74 41 63 74 69 76 65 41 70 70 6C 69 63 61 74 69 6F 6E 73
CoLa B	Binary	02 02 02 02 00 00 00 19 73 52 4E 20 53 65 74 41 63 74 69 76 65 41 70 70 6C 69 63 61 74 69 6F 6E 73 08

Table 57: Example for MRS1000: sRN SetActiveApplications



Telegram structure: sRA SetActiveApplications						
Telegram part	Description	Variable	Length	Sensor	Values CoLa A (ASCII)	Values CoLa B (Binary)
Command type	Answer	String	3	All	sRA	73 52 41
Command	Info of scan frequency and angular resolution	String	10	All	SetActiveApplications	73 52 4E 20 53 65 74 41 63 74 69 76 65 41 70 70 6C 69 63 61 74 69 6F 6E 73

4.2.12 Load factory defaults



NOTE

The Factory-Reset (Load factory defaults) deletes the entire parametrization of the device. All parameters, settings and system applications will be set to default.



Telegram structure: sMN mSCloadfacdef (Authorized client)						
Telegram part	Description	Variable	Length	Sensor	Values CoLa A (ASCII)	Values CoLa B (Binary)
Command type	Method	String	3	All	sMN	Not possible
Command	Load factory defaults	String	13	All	mSCloadfacdef	Not possible

Table 58: Telegram structure: sMN mSCloadfacdef

Example: sMN mSCloadfacdef

CoLa A	ASCII	<STX>sMN{SPC}mSCloadfacdef<ETX>
	Hex	02 73 4D 4E 20 6D 53 43 6C 6F 61 64 66 61 63 64 65 66 03
CoLa B	Binary	Not possible

Table 59: Example: sMN mSCloadfacdef



Telegram structure: sAN mSCloadfacdef						
Telegram part	Description	Variable	Length	Sensor	Values CoLa A (ASCII)	Values CoLa B (Binary)
Command type	Answer	String	3	All	sAN	Not possible
Command	Load factory defaults	String	13	All	mSCloadfacdef	Not possible

Table 60: Telegram structure: sAN mSCloadfacdef

Example: sAN mSCloadfacdef

CoLa A	ASCII	<STX>sAN{SPC}mSCloadfacdef<ETX>
	Hex	02 73 41 4E 20 6D 53 43 6C 6F 61 64 66 61 63 64 65 66 03
CoLa B	Binary	Not possible

Table 61: Example: sAN mSCloadfacdef

4.2.13 Load application defaults**NOTE**

The Application-Reset (Load application defaults) deletes only the user parametrization of the Fields and Evaluation cases (EVC). Other parameters like Interface settings, Echo Filter, etc. remain unaffected.



Telegram structure: sMN mSCloadappdef (Authorized client)						
Telegram part	Description	Variable	Length	Sensor	Values CoLa A (ASCII)	Values CoLa B (Binary)
Command type	Method	String	3	All	sMN	Not possible
Command	Load application defaults	String	13	All	mSCloadappdef	Not possible

Table 62: Telegram structure: sMN mSCloadappdef

Example: sMN mSCloadappdef

CoLa A	ASCII	<STX>sMN{SPC}mSCloadappdef<ETX>
	Hex	02 73 4D 4E 20 6D 53 43 6C 6F 61 64 61 70 70 64 65 66 03
CoLa B	Binary	Not possible

Table 63: Example: sMN mSCloadappdef



Telegram structure: sAN mSCloadappdef						
Telegram part	Description	Variable	Length	Sensor	Values CoLa A (ASCII)	Values CoLa B (Binary)
Command type	Answer	String	3	All	sAN	Not possible
Command	Load application defaults	String	13	All	mSCloadappdef	Not possible

Table 64: Telegram structure: sAN mSCloadappdef

Example: sAN mSCloadappdef

CoLa A	ASCII	<STX>sAN{SPC}mSCloadappdef<ETX>
	Hex	02 73 41 4E 20 6D 53 43 6C 6F 61 64 61 70 70 64 65 66 03
CoLa B	Binary	Not possible

Table 65: Example: sAN mSCloadappdef

4.2.14 Change password

**NOTE**

If logged in with a higher level you may set the password for lower levels as well.



Telegram structure: sMN SetPassword (the same User level or higher)						
Telegram part	Description	Variable	Length	Sensor	Values CoLa A (ASCII)	Values CoLa B (Binary)
Command type	Method	String	3	All	sMN	73 4D 4E
Command	Set password request	String	13	All	SetPassword	53 65 74 50 61 73 73 77 6F 72 64
User level	User level that the password will be applied to	Int_8	1	All	Maintenance: 02 Authorized client: 03 Service: 04	Maintenance: 02 Authorized client: 03 Service: 04
Password	Hash value of the new password	Uint_32	4	All	<Hash value>	<Hash value>

Table 66: Telegram structure: sMN SetPassword

Example: sMN SetPassword

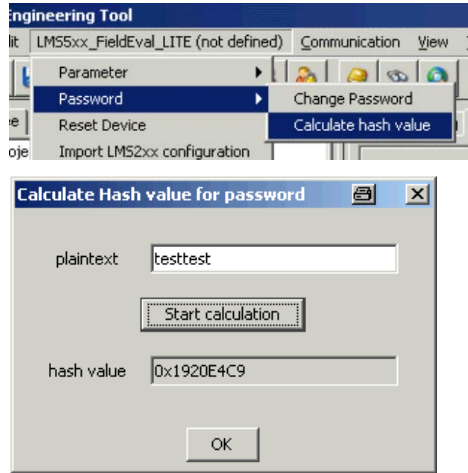
Set password for Authorized user to “testtest”.

CoLa A	ASCII	<STX>sMN{SPC}SetPassword{SPC}03{SPC}19 20 E4 C9<ETX>
	Hex	02 73 4D 4E 20 53 65 74 50 61 73 73 77 6F 72 64 20 30 33 20 19 20 E4 C9 03
CoLa B	Binary	02 02 02 02 00 00 00 17 73 4D 4E 20 53 65 74 50 61 73 73 77 6F 72 64 20 30 33 20 19 20 E4 C9 3A

Table 67: Example: sMN SetPassword

Calculating the hash value of the password

- ▶ Login SOPAS with user level “Service”.
- ▶ Select [Device] > Password > Calculate Hash value.



Telegram structure: sAN SetPassword						
Telegram part	Description	Variable	Length	Sensor	Values CoLa A (ASCII)	Values CoLa B (Binary)
Command type	Answer	String	3	All	sAN	Not possible
Command	Set password requested	String	13	All	SetPassword	53 65 74 50 61 73 73 77 6F 72 64
Success	Confirmation	Int_8	1	All	0: Failed 1: Success	0: Failed 1: Success

Table 68: Telegram structure: sAN SetPassword

Example: sAN SetPassword

CoLa A	ASCII	<STX>sAN{SPC}SetPassword{SPC}1<ETX>
	Hex	02 73 4D 4E 20 53 65 74 50 61 73 73 77 6F 72 64 20 31 03
CoLa B	Binary	02 02 02 02 00 00 00 11 73 41 4E 20 53 65 74 50 61 73 73 77 6F 72 64 20 31 30

Table 69: Example: sAN SetPassword

4.2.15 Check password



Telegram structure: sMN CheckPassword (the same User level or higher)						
Telegram part	Description	Variable	Length	Sensor	Values CoLa A (ASCII)	Values CoLa B (Binary)
Command type	Method	String	3	All	sMN	73 4D 4E
Command	Check password request	String	13	All	CheckPassword	43 68 65 63 6B 50 61 73 73 77 6F 72 64
User level	User level to check the password for	Int_8	1	All	Maintenance: 02 Authorized client: 03 Service: 04	Maintenance: 02 Authorized client: 03 Service: 04
Password	Hash value of the password to be checked	Uint_32	4	All	<Hash value>	<Hash value>

Table 70: Telegram structure: sMN CheckPassword

Example: sMN CheckPassword

Check password "testtest" for Authorized user.

CoLa A	ASCII	<STX>sMN{SPC}CheckPassword{SPC}03{SPC}19 20 E4 C9<ETX>
	Hex	02 73 4D 4E 20 43 68 65 63 6B 50 61 73 73 77 6F 72 64 20 30 33 20 19 20 E4 C9 03
CoLa B	Binary	02 02 02 02 00 00 00 19 73 4D 4E 20 43 68 65 63 6B 50 61 73 73 77 6F 72 64 20 30 33 20 19 20 E4 C9 0E

Table 71: Example: sMN CheckPassword



Telegram structure: sAN CheckPassword						
Telegram part	Description	Variable	Length	Sensor	Values CoLa A (ASCII)	Values CoLa B (Binary)
Command type	Answer	String	3	All	sAN	Not possible
Command	Check password requested	String	13	All	CheckPassword	43 68 65 63 6B 50 61 73 73 77 6F 72 64
Success	Confirmation	Int_8	1	All	0: Failed 1: Success	0: Failed 1: Success

Table 72: Telegram structure: sAN CheckPassword

Example: sAN CheckPassword

CoLa A	ASCII	<STX>sAN{SPC}CheckPassword{SPC}1<ETX>
	Hex	02 73 41 4E 20 43 68 65 63 6B 50 61 73 73 77 6F 72 64 20 30 31 03
CoLa B	Binary	02 73 41 4E 20 43 68 65 63 6B 50 61 73 73 77 6F 72 64 20 31 03

Table 73: Example: sAN CheckPassword

4.2.16 Reboot device

This command includes saving all parameters.




Telegram structure: sMN mSCreboot (Authorized client)						
Telegram part	Description	Variable	Length	Sensor	Values CoLa A (ASCII)	Values CoLa B (Binary)
Command type	Method	String	3	All	sMN	73 4D 4E
Command	Reboot device	String	9	All	mSCreboot	6D 53 43 72 65 62 6F 6F 74

Table 74: Telegram structure: sMN mSCreboot

Example: sMN mSCreboot

CoLa A	ASCII	<STX>sMN{SPC}mSCreboot<ETX>
	Hex	02 73 4D 4E 20 6D 53 43 72 65 62 6F 6F 74 03
CoLa B	Binary	02 02 02 02 00 00 00 0D 73 4D 4E 20 6D 53 43 72 65 62 6F 6F 74 2C

Table 75: Example: sMN mSCreboot



Telegram structure: sAN mSCreboot						
Telegram part	Description	Variable	Length	Sensor	Values CoLa A (ASCII)	Values CoLa B (Binary)
Command type	Answer	String	3	All	sAN	73 41 4E
Command	Reboot device	String	9	All	mSCreboot	6D 53 43 72 65 62 6F 6F 74

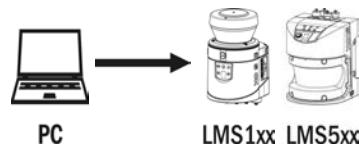
Table 76: Telegram structure: sAN mSCreboot

Example: sAN mSCreboot

CoLa A	ASCII	<STX>sAN{SPC}mSCreboot<ETX>
	Hex	02 73 41 4E 20 6D 53 43 72 65 62 6F 6F 74 03
CoLa B	Binary	02 02 02 02 00 00 00 0E 73 41 4E 20 6D 53 43 72 65 62 6F 6F 74 00

Table 77: Example: sAN mSCreboot

4.2.17 Set contamination settings



Telegram structure: sWN LCMcfg (Authorized client)						
Telegram part	Description	Variable	Length	Sensor	Values CoLa A (ASCII)	Values CoLa B (Binary)
Command type	Write	String	3	All	sWN	73 57 4E
Command	Contamination config	String	6	All	LCMcfg	4C 43 4D 63 66 67
Strategy	Strategy code	Enum_8	1	All	Inactive: 0 High available: 1 Available: 2 Sensitive: 3 Semi-sensitive: 4	Inactive: 00 High available: 01 Available: 02 Sensitive: 03 Semi-sensitive: 04
Response time	Time lapse	Uint_32	4	All	+1d ... +60d (01h ... 3Ch)	00 00 00 01 ... 00 00 00 3C
Threshold warning	Threshold value	Uint_32	4	All	0d ... +100d (00h ... 64h)	00 00 00 00 ... 00 00 00 64
Threshold error	Threshold value	Uint_32	4	All	0d ... +100d (00h ... 64h)	00 00 00 00 ... 00 00 00 64

Table 78: Telegram structure: sWN LCMcfg

Example: sWN LCMcfg

CoLa A	ASCII	<STX>sWN{SPC}LCMcfg{SPC}1{SPC}+30{SPC}+65{SPC}+45<ETX>
	Hex	02 73 57 4E 20 4C 43 4D 63 66 67 20 31 20 2B 33 30 20 2B 36 35 20 2B 34 35 03
CoLa B	Binary	02 02 02 02 00 00 00 18 73 57 4E 20 4C 43 4D 63 66 67 20 01 00 00 00 1E 00 00 00 41 00 00 00 2D 39

Table 79: Example: sWN LCMcfg



Telegram structure: sWA LCMcfg						
Telegram part	Description	Variable	Length	Sensor	Values CoLa A (ASCII)	Values CoLa B (Binary)
Command type	Answer	String	3	All	sWA	73 57 41
Command	Contamination settings	String	6	All	LCMcfg	4C 43 4D 63 66 67

Table 80: Telegram structure: sWA LCMcfg

Example: sWA LCMcfg

CoLa A	ASCII	<STX>sWA{SPC}LCMcfg<ETX>
	Hex	02 73 57 41 20 4C 43 4D 63 66 67 03
CoLa B	Binary	02 02 02 02 00 00 00 0B 73 57 41 20 4C 43 4D 63 66 67 45

Table 81: Example: sWA LCMcfg

4.2.18 Read for contamination settings

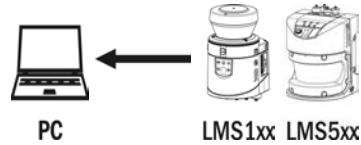
Telegram structure: sRN LCMcfg						
Telegram part	Description	Variable	Length	Sensor	Values CoLa A (ASCII)	Values CoLa B (Binary)
Command type	Read	String	3	All	sRN	73 52 4E
Command	Read settings	String	6	All	LCMcfg	4C 43 4D 63 66 67

Table 82: Telegram structure: sRN LCMcfg

Example: sRN LCMcfg

CoLa A	ASCII	<STX>sRN{SPC}LCMcfg<ETX>
	Hex	02 73 52 4E 20 4C 43 4D 63 66 67 03
CoLa B	Binary	02 02 02 02 00 00 00 0A 73 52 4E 20 4C 43 4D 63 66 67 6F

Table 83: Example: sRN LCMcfg



Telegram structure: sRA LCMcfg						
Telegram part	Description	Variable	Length	Sensor	Values CoLa A (ASCII)	Values CoLa B (Binary)
Command type	Answer	String	3	All	sRA	73 52 41
Command	Read for settings	String	6	All	LCMcfg	4C 43 4D 63 66 67
Strategy	Strategy code	Enum_8	1	All	Inactive: 0 High available: 1 Available: 2 Sensitive: 3 Semi-sensitive: 4	Inactive: 00 High available: 01 Available: 02 Sensitive: 03 Semi-sensitive: 04
Response time	Time lapse	Uint_16	2	All	+1d ... +60d (00h ... 3Ch)	00 00 ... 00 3C
Threshold warning	Threshold value	Uint_16	2	All	0d ... +100d (00h ... 64h)	00 00 ... 00 64
Threshold error	Threshold value	Uint_16	2	All	0d ... +100d (00h ... 64h)	00 00 ... 00 64

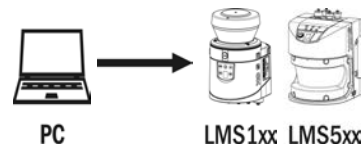
Table 84: Telegram structure: sRA LCMcfg

Example: sRA LCMcfg

CoLa A	ASCII	<STX>sRA{SPC}LCMcfg{SPC}1{SPC}1{SPC}46{SPC}1E<ETX>
	Hex	02 73 57 41 20 4C 43 4D 63 66 67 20 31 20 31 20 34 36 20 31 45 03
CoLa B	Binary	02 02 02 02 00 00 00 12 73 52 41 20 4C 43 4D 63 66 67 20 01 00 01 00 46 00 1E 18

Table 85: Example: sRA LCMcfg

4.2.19 Read for contamination measurement



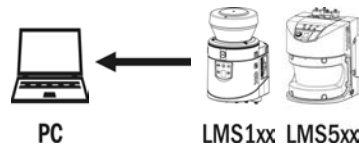
Telegram structure: sRN CMContLvIM						
Telegram part	Description	Variable	Length	Sensor	Values CoLa A (ASCII)	Values CoLa B (Binary)
Command type	Read	String	3	All	sRN	73 52 4E
Command	Read for contamination of the front screen	String	10	All	CMContLvIM	43 4D 43 6F 6E 74 4C 76 6C 4D

Table 86: Telegram structure: sRN CMContLvIM

Example: sRN CMContLvIM

CoLa A	ASCII	<STX>sRN{SPC}CMContLvIM<ETX>
	Hex	02 73 52 4E 20 43 4D 43 6F 6E 74 4C 76 6C 4D 03
CoLa B	Binary	02 02 02 02 00 00 00 0E 73 52 4E 20 43 4D 43 6F 6E 74 4C 76 6C 4D 6C

Table 87: Example: sRN CMContLvIM



Telegram structure: sRA CMContLvIM						
Telegram part	Description	Variable	Length	Sensor	Values CoLa A (ASCII)	Values CoLa B (Binary)
Command type	Answer	String	3	All	sRA	73 52 41
Command	Read for contamination of the front screen	String	10	All	CMContLvIM	43 4D 43 6F 6E 74 4C 76 6C 4D
Contamination data for different channels	[% of availability] in order of the different channels	Uint_8	1	LMS1xx	Order of 7 channels: -25.8°/12.8°/51.4°/90°/ 128.6°/167.2°/205.8° 0d ... +100d (00h ... 64h)	Order of 7 channels: -25.8°/12.8°/51.4°/90°/ 128.6°/167.2°/205.8° 00 ... 64
				LMS5xx NAV310 LD-OEM 15xx LD-LRS 36xx	Order of 6 channels: 5°/35°/70°/110°/145°/ 175° 0d ... +100d (00h ... 64h)	Order of 6 channels: 5°/35°/70°/110°/145°/ 175° 00 ... 64

Table 88: Telegram structure: sRA CMContLvIM

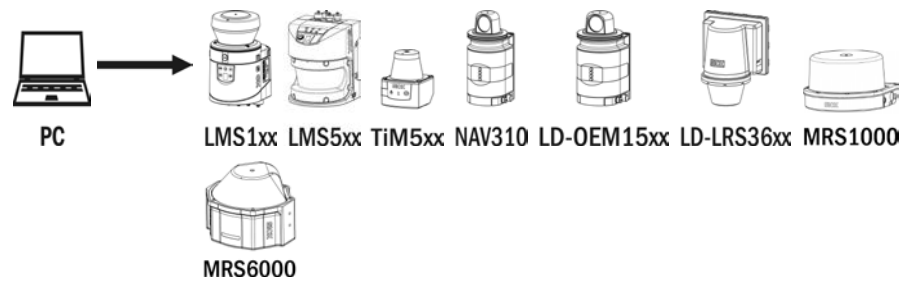
Example for LMS5xx: sRA CMContLvIM

5° - to 110°-channel: 100 %, 145° - and 175°-channel only 84 % availability:

CoLa A	ASCII	<STX>sRA{SPC}CMContLvIM{SPC}64{SPC}64{SPC}64{SPC}64{SPC}54{SPC}54{SPC}<ETX>
	Hex	02 73 52 41 20 43 4D 43 6F 6E 74 4C 76 6C 4D 20 64 64 64 64 54 54 03
CoLa B	Binary	02 02 02 02 00 00 00 15 73 52 41 20 43 4D 43 6F 6E 74 4C 76 6C 4D 20 64 64 64 64 54 54 43

Table 89: Example for LMS5xx: sRA CMContLvIM

4.2.20 Save parameters permanently



Telegram structure: sMN mEEwriteall (Authorized client)						
Telegram part	Description	Variable	Length	Sensor	Values CoLa A (ASCII)	Values CoLa B (Binary)
Command type	Method	String	3	All	sMN	73 4D 4E
Command	Store parameters permanently	String	11	All	mEEwriteall	6D 45 45 77 72 69 74 65 61 6C 6C

Table 90: Telegram structure: sMN mEEwriteall

Example: sMN mEEwriteall

CoLa A	ASCII	<STX>sMN SetAccessMode 03 F4724744<ETX>
	Hex	02 73 4D 4E 20 6D 45 45 77 72 69 74 65 61 6C 6C 03
CoLa B	Binary	02 02 02 02 00 00 00 0F 73 4D 4E 20 6D 45 45 77 72 69 74 65 61 6C 6C 21

Table 91: Example: sMN mEEwriteall



Telegram structure: sAN mEEwriteall						
Telegram part	Description	Variable	Length	Sensor	Values CoLa A (ASCII)	Values CoLa B (Binary)
Command type	Answer	String	3	All	sAN	73 41 4E
Command	Store parameters permanently	String	11	All	mEEwriteall	6D 45 45 77 72 69 74 65 61 6C 6C
Status code	Accepted when value is 1	Bool_1	1	All	Error: 0 Success: 1	Error: 00 Success: 01

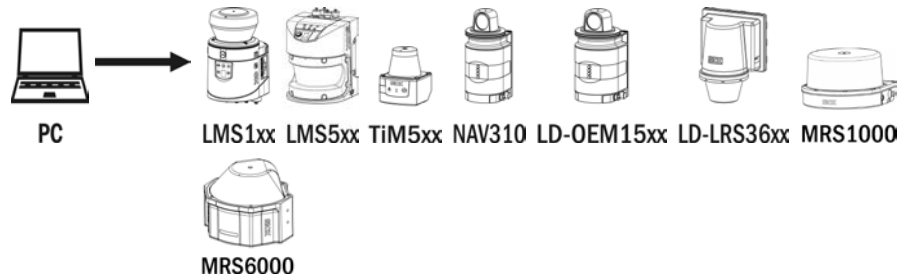
Table 92: Telegram structure: sAN mEEwriteall

Example: sAN mEEwriteall

CoLa A	ASCII	<STX>sAN{SPC}mEEwriteall{SPC}1<ETX>
	Hex	02 73 41 4E 20 6D 45 45 77 72 69 74 65 61 6C 6C 20 31 03
CoLa B	Binary	02 02 02 02 00 00 00 11 73 41 4E 20 6D 45 45 77 72 69 74 65 61 6C 6C 20 01 0C

Table 93: Example: sAN mEEwriteall

4.2.21 Set to run



Telegram structure: sMN Run						
Telegram part	Description	Variable	Length	Sensor	Values CoLa A (ASCII)	Values CoLa B (Binary)
Command type	Method	String	3	All	sMN	73 4D 4E
Command	Start the device	String	3	All	Run	52 75 6E

Table 94: Telegram structure: sMN Run

Example: sMN Run

CoLa A	ASCII	<STX>sMN{SPC}Run<ETX>
	Hex	02 73 4D 4E 20 52 75 6E 03
CoLa B	Binary	02 02 02 02 00 00 00 07 73 4D 4E 20 52 75 6E 19

Table 95: Example: sMN Run

**Telegram structure: sAN Run**

Telegram part	Description	Variable	Length	Sensor	Values CoLa A (ASCII)	Values CoLa B (Binary)
Command type	Answer	String	3	All	sAN	73 41 4E
Command	Start the device	String	3	All	Run	52 75 6E
Status code	Accepted when value is 1	Bool_1	1	All	Error: 0 Success: 1	Error: 00 Success: 01

Table 96: Telegram structure: sAN Run

Example: sAN Run

CoLa A	ASCII	<STX>sAN{SPC}Run{SPC}1<ETX>
	Hex	02 73 41 4E 20 52 75 6E 20 31 03
CoLa B	Binary	02 02 02 02 00 00 00 09 73 41 4E 20 52 75 6E 20 01 34

Table 97: Example: sAN Run

4.3 Measurement output telegram

4.3.1 Configure the data content for the scan



Telegram structure: sWN LMDscandatacfg (Authorized client)						
Telegram part	Description	Variable	Length	Sensor	Values CoLa A (ASCII)	Values CoLa B (Binary)
Command type	Write	String	3	All	sWN	73 57 4E
Command	Configure scandata	String	14	All	LMDscandatacfg	4C 4D 44 73 63 61 6E 64 61 74 61 63 66 67
Data channel	Defines the telegram content	Uint_8	2	LMS1xx	Output channel 1: 01 00 Output channel 2: 02 00 Output channel 1+2: 03 00	Output channel 1: 01 00 Output channel 2: 02 00 Output channel 1+2: 03 00
				LMS5xx	Set via Echo Filter. Set this value to 0.	Set via Echo Filter. Set this value to 00.
				TiM5xx NAV310 LD-OEM 15xx LD-LRS 36xx	Output channel 1: 01 00	Output channel 1: 01 00
				MRS 1000	Output channel 1: 01 00 Output channel 2: 02 00 Output channel 1+2: 03 00 Output channel 1+2+3: 07 00	Output channel 1: 01 00 Output channel 2: 02 00 Output channel 1+2 +3: 07 00
				MRS600 0	Output channel 1: 01 00 Output channel 2: 02 00 Output channel 3: 04 00 Output channel 4: 08 00 Verticle-angle: 10 00 Channel 1+2+3+4+Verticle angle: 1F 00	Output channel 1: 01 00 Output channel 2: 02 00 Output channel 3: 04 00 Output channel 4: 08 00 Verticle-angle: 10 00 Channel 1+2+3+4+Verticle angle: 1F 00
Remission	Remission data output	Bool_1	1	All	No: 0 Yes: 1	No: 00 Yes: 01

Telegram structure: sWN LMDscandatacfg (Authorized client)						
Telegram part	Description	Variable	Length	Sensor	Values CoLa A (ASCII)	Values CoLa B (Binary)
Resolution	Resolution of remission data ¹⁾	Enum_8	1	All	8 Bit: 0 16 Bit: 1	8 Bit: 00 16 Bit: 01
Unit	Unit of remission data	Enum_8	1	All	Digits: 0	Digits: 00
Encoder	Encoder data	Uint_8	2	LMS1xx LMS5xx	No encoder: 0 Channel 1: 01 00	No encoder: 00 00 Channel 1: 01 00
				NAV310 LD-OEM 15xx LD-LRS 36xx TiM5xx MRS 1000 MRS600 0	No encoder: 00 00	No encoder: 00 00
Position	Position values	Bool_1	1	All	No: 0 Yes: 1	No: 00 Yes: 01
Device name	Sends the device name	Bool_1	1	All	No: 0 Yes: 1	No: 00 Yes: 01
Comment	Saved comment	Bool_1	1	All	No: 0 Yes: 1	No: 00 Yes: 01
Time	Sends time information	Bool_1	1	All	No: 0 Yes: 1	No: 00 Yes: 01
Output rate	Sends the output rate	Uint_16	2	LMS1xx LMS5xx TiM5xx	All scans: +1d (1h) Each 2 nd scan: +2d (2h) Each 50000 th scan: +50000d (C350h)	All scans: 00 01 Each 2 nd scan: 00 02 Each 50000 th scan: C3 50
				MRS 1000	All scans: +1d (1h)	All scans: 00 01
				MRS600 0	All scans: +1d (1h) Each 2 nd scan: +2d (2h) ... Max: Each 100 th Scan: +100d (64h)	All scans: 00 01 Each 2 nd scan: 00 02 ... Max: Each 100 th scan: 00 64
				NAV310 LD-OEM 15xx LD-LRS 36xx	All scans: +1d (1h) Each 2 nd scan: +2d (2h) Each 200 th scan: +200d (C8h)	All scans: 00 01 Each 2 nd scan: 00 02 Each 200 th scan: 00 C8

Table 98: Telegram structure: sWN LMDscandatacfg

¹⁾ LMS5xx since V1.10, 8 bit only. ; MRS1000 8bit only

Example 1: output channel 1, no encoder and all scans

CoLa A	ASCII	<STX>sWN{SPC}LMDscandatacfg{SPC}01{SPC}00{SPC}1{SPC}1{SPC}0{SPC}00{SPC}00{SPC}0{SPC}0{SPC}0{SPC}0{SPC}0{SPC}+1<ETX>
	Hex	02 73 57 4E 20 4C 4D 44 73 63 61 6E 64 61 74 61 63 66 67 20 30 31 20 30 30 20 31 20 31 20 30 20 30 30 20 30 30 20 30 20 30 20 30 20 30 20 2B 31 03
CoLa B	Binary	02 02 02 02 00 00 00 20 73 57 4E 20 4C 4D 44 73 63 61 6E 64 61 74 61 63 66 67 20 01 00 01 01 00 00 00 00 00 00 00 01 43

Table 99: Example 1: sWN LMDscandatacfg

Example 2: output channel 1, remission, no encoder, each 10th scan

CoLa A	ASCII	<STX>sWN{SPC}LMDscandatacfg{SPC}01{SPC}00{SPC}1{SPC}1{SPC}0{SPC}00{SPC}00{SPC}0{SPC}0{SPC}0{SPC}0{SPC}0{SPC}+10<ETX>
	Hex	02 73 57 4E 20 4C 4D 44 73 63 61 6E 64 61 74 61 63 66 67 20 30 31 20 30 30 20 30 20 31 20 30 20 30 30 20 30 30 20 30 20 30 20 30 20 2B 31 30 03
CoLa B	Binary	02 02 02 02 00 00 00 20 73 57 4E 20 4C 4D 44 73 63 61 6E 64 61 74 61 63 66 67 20 01 00 00 01 00 00 00 00 00 00 00 10 52

Table 100: Example 2: sWN LMDscandatacfg

Example 3: output channel 2, encoder active, each 10th scan

CoLa A	ASCII	<STX>sWN{SPC}LMDscandatacfg{SPC}02{SPC}0{SPC}0{SPC}1{SPC}0{SPC}01{SPC}0{SPC}0{SPC}0{SPC}0{SPC}0{SPC}0{SPC}0{SPC}+10<ETX>
	Hex	02 73 57 4E 20 4C 4D 44 73 63 61 6E 64 61 74 61 63 66 67 20 30 32 20 30 20 30 20 31 20 30 20 30 31 20 30 20 30 20 30 20 30 20 30 20 30 20 2B 31 30 03
CoLa B	Binary	02 02 02 02 00 00 00 20 73 57 4E 20 4C 4D 44 73 63 61 6E 64 61 74 61 63 66 67 20 02 00 00 01 00 01 00 00 00 00 00 00 4A 63

Table 101: Example3: sWN LMDscandatacfg



Telegram structure: sWA LMDscandatacfg						
Telegram part	Description	Variable	Length	Sensor	Values CoLa A (ASCII)	Values CoLa B (Binary)
Command type	Answer	String	3	All	sWA	73 57 41
Command	Configure scandata	String	14	All	LMDscandatacfg	4C 4D 44 73 63 61 6E 64 61 74 61 63 66 67

Table 102: Telegram structure: sWA LMDscandatacfg

Example: sWA LMDscandatacfg

CoLa A	ASCII	<STX>sWA{SPC}LMDscandatacfg<ETX>
	Hex	02 73 57 41 20 4C 4D 44 73 63 61 6E 64 61 74 61 63 66 67 03
CoLa B	Binary	02 02 02 02 00 00 00 13 73 57 41 20 4C 4D 44 73 63 61 6E 64 61 74 61 63 66 67 4D

Table 103: Example: sWA LMDscandatacfg

4.3.2 Configure measurement angle of the scandata for output



Telegram structure: sWN LMPoutputRange (Authorized client)										
Telegram part	Description	Variable	Length	Sensor	Values CoLa A (ASCII)	Values CoLa B (Binary)				
Command type	Write	String	3	All	sWN	73 57 4E				
Command	Change output angle range	String	14	All	LMPoutputRange	4C 4D 50 6F 75 74 70 75 74 52 61 6E 67 65				
Status code	Length	Int_16	2	All	1	00 01				
Angular resolution ²⁾	[1/10000°]	Uint_32	4	LMS1xx	0.25°: +2500d (9C4h) 0.5°: +5000d (1388h)	0.25°: 00 00 09 C4 0.5°: 00 00 13 88				
				LMS5xx	0.1667°: +1667d (683h) 0.25°: +2500d (9C4h) 0.333°: +3333d (D05h) 0.5°: +5000d (1388h) 0.667°: +6667d (1A0Bh) 1°: +10000d (2710h)	0.1667°: 00 00 06 83 0.25°: 00 00 09 C4 0.333°: 00 00 0D 05 0.5°: 00 00 13 88 0.667°: 00 00 1A 0B 1°: 00 00 27 10				
				TiM5xx	0.333°: +3333d (D05h) 1°: +10000d (2710h)	0.333°: 00 00 0D 05 1°: 00 00 27 10				
				MRS 1000	0.25°: +2500d (9C4h)	0.25°: 00 00 09 C4				
				MRS6000	0.13°: +1300d (514h)	0.13°: 00 00 05 14				
				Start angle	[1/10000°]	Int_32	4	LMS1xx TiM5xx	-450000d ... +2250000d (FFF92230h ... 225510h)	FF F9 22 30 ... 00 22 55 10
								LMS5xx	-50000d ... +1850000d (FFF3CB0h ... 1C3A90h)	FF FF 3C B0 ... 00 1C 3A 90
				MRS 1000	-475000d ... +2275000d (FFF8C088h ... 22B6B8h)	FF F8 C0 88 ... 00 22 B6 B8				
				MRS6000	30000d...1500000d (493E0h ... 16E360h)	00 04 93 E0h ... 00 16 E3 60h				
Stop angle	[1/10000°]	Int_32	4	LMS1xx TiM5xx	-450000d ... +2250000d (FFF92230h ... 225510h)	FF F9 22 30 ... 00 22 55 10				
				LMS5xx	-50000d ... +1850000d (FFF3CB0h ... 1C3A90h)	FF FF 3C B0 ... 00 1C 3A 90				

²⁾ Note: Angular resolution can not be changed here, it is taken automatically from the basic scan settings! The angular resolution is not exactly 0.1667 degree, and this value should not be used for calculations. The result is an angular resolution of $0,1\bar{6}$ or 1/6 of a degree (six measurements per degree). When used for calculations a customer should recover the real value, e.g. by $\text{round}(2.0 / \text{GivenAngRes})$.

Telegram structure: sWN LMPoutputRange (Authorized client)						
Telegram part	Description	Variable	Length	Sensor	Values CoLa A (ASCII)	Values CoLa B (Binary)
				MRS 1000	-47500d ... +227500d (FFF8C088h ... 22B6B8h)	FF F8 C0 88 ... 00 22 B6 B8
				MRS600 0	30000d...1500000d (493E0h ... 16E360h)	00 04 93 E0h ... 00 16 E3 60h

Table 104: Telegram structure: sWN LMPoutputRange

Example: sWN LMPoutputRange 0,50° resolution, 0°-90°

CoLa A	ASCII	<STX>sWN{SPC}LMPoutputRange{SPC}1{SPC}1388{SPC}0{SPC}DBBA0<ETX>				
	Hex	02 73 57 4E 20 4C 4D 50 6F 75 74 70 75 74 52 61 6E 67 65 20 31 20 31 33 38 38 20 30 20 44 42 42 41 30 03				
CoLa B	Binary	02 02 02 02 00 00 00 21 73 57 4E 20 4C 4D 50 6F 75 74 70 75 74 52 61 6E 67 65 20 00 01 00 00 13 88 00 00 00 00 00 0D BB A0 F7				

Table 105: Example: sWN LMPoutputRange 0,50° resolution, 0°-90°



Telegram structure: sWA LMPoutputRange						
Telegram part	Description	Variable	Length	Sensor	Values CoLa A (ASCII)	Values CoLa B (Binary)
Command type	Answer	String	3	All	sWA	73 57 41
Command	Store parameters	String	14	All	LMPoutputRange	4C 4D 50 6F 75 74 70 75 74 52 61 6E 67 65

Table 106: Telegram structure: sWA LMPoutputRange

Example: sWA LMPoutputRange

CoLa A	ASCII	<STX>sWA{SPC}LMPoutputRange<ETX>				
	Hex	02 73 57 41 20 4C 4D 50 6F 75 74 70 75 74 52 61 6E 67 65 03				
CoLa B	Binary	02 02 02 02 00 00 00 13 73 57 41 20 4C 4D 50 6F 75 74 70 75 74 52 61 6E 67 65 74				

Table 107: Example: sWA LMPoutputRange

4.3.3 Read for actual output range



Telegram structure: sRN LMPoutputRange						
Telegram part	Description	Variable	Length	Sensor	Values CoLa A (ASCII)	Values CoLa B (Binary)
Command type	Read	String	3	All	sRN	73 52 4E
Command	Output range	String	14	All	LMPoutputRange	4C 4D 50 6F 75 74 70 75 74 52 61 6E 67 65

Table 108: Telegram structure: sRN LMPoutputRange

Example: sRN LMPoutputRange

CoLa A	ASCII	<STX>sRN{SPC}LMPoutputRange<ETX>
	Hex	02 73 52 4E 20 4C 4D 50 6F 75 74 70 75 74 52 61 6E 67 65 03
CoLa B	Binary	02 02 02 02 00 00 00 0F 73 52 4E 20 4C 4D 50 6F 75 74 70 75 74 52 61 6E 67 65 5E

Table 109: Example: sRN LMPoutputRange



Telegram structure: sRA LMPoutputRange						
Telegram part	Description	Variable	Length	Sensor	Values CoLa A (ASCII)	Values CoLa B (Binary)
Command type	Answer	String	3	All	sRA	73 52 41
Command	Output range	String	14	All	LMPoutputRange	4C 4D 50 6F 75 74 70 75 74 52 61 6E 67 65
Number of sectors	Indicates the number of sectors. The subsequent values will be transmitted 1 ... 4 accordingly.	Int_16	2	All	Sector 1: 0001h	Sector 1: 0001
Angular resolution	[1/10000°]	Uint_32	4	LMS1xx	0.25°: +2500d (9C4h) 0.5°: +5000d (1388h)	0.25°: 00 00 09 C4 0.5°: 00 00 13 88
				LMS5xx	0.1667°: +1667d (683h) 0.25°: +2500d (9C4h) 0.333°: +3333d (D05h) 0.5°: +5000d (1388h) 0.667°: +6667d (1A0Bh) 1°: +10000d (2710h)	0.1667°: 00 00 06 83 0.25°: 00 00 09 C4 0.333°: 00 00 0D 05 0.5°: 00 00 13 88 0.667°: 00 00 1A 0B 1°: 00 00 27 10
				TiM5xx	0.333°: +3333d (D05h) 1°: +10000d (2710h)	0.333°: 00 00 0D 05 1°: 00 00 27 10
				MRS 1000	0.25°: +2500d (9C4h)	0.25°: 00 00 09 C4
				MRS6000	0.13°: +1300d (514h)	0.13°: 00 00 05 14
				Start angle	[1/10000°]	Int_32
LMS5xx	-50000d ... +1850000d (FFF3CB0h ... 1C3A90h)	FF FF 3C B0 ... 00 1C 3A 90				
MRS 1000	-475000d ... +2275000d (FFF8C088h ... 22B6B8h)	FF F8 C0 88 ... 00 22 B6 B8				
MRS6000	30000d...1500000d (493E0h ... 16E360h)	00 04 93 E0h ... 00 16 E3 60h				
Stop angle	[1/10000°]	Int_32	4	LMS1xx TiM5xx	-450000d ... +2250000d (FFF92230h ... 225510h)	FF F9 22 30 ... 00 22 55 10
				LMS5xx	-50000d ... +1850000d (FFF3CB0h ... 1C3A90h)	FF FF 3C B0 ... 00 1C 3A 90
				MRS 1000	-475000d ... +2275000d (FFF8C088h ... 22B6B8h)	FF F8 C0 88 ... 00 22 B6 B8
				MRS6000	30000d...1500000d (493E0h ... 16E360h)	00 04 93 E0h ... 00 16 E3 60h

Table 110: Telegram structure: sRA LMPoutputRange

Example: sRA LMPoutputRange

CoLa A	ASCII	<STX>sRA{SPC}LMPoutputRange{SPC}1{SPC}1388{SPC}FFF92230{SPC}225510<ETX>
	Hex	02 73 52 41 20 4C 4D 50 6F 75 74 70 75 74 52 61 6E 67 65 20 31 20 31 33 38 38 20 46 46 46 39 32 32 33 30 20 32 32 35 35 31 30 03
CoLa B	Binary	02 02 02 02 00 00 00 21 73 52 41 20 4C 4D 50 6F 75 74 70 75 74 52 61 6E 67 65 20 00 01 00 00 13 88 FF F9 22 30 00 22 55 10 98

Table 111: Example: sRA LMPoutputRange

4.3.4 Poll one Telegram

Output of values from last scan.

Asking the device for the measurement values of the last valid scan. The device will respond, even if it is not running at the moment.



NOTE

After changing the scanning frequency, there will be no data telegram or answer from the devices LMS1xx, LMS5xx and TiM5xx for up to 30 seconds. The same applies when the device is powering up or rebooting.



Telegram structure: sRN LMDscandata						
Telegram part	Description	Variable	Length	Sensor	Values CoLa A (ASCII)	Values CoLa B (Binary)
Command type	Read	String	3	All	sRN	73 52 4E
Command	Only one telegram	String	11	All	LMDscandata	4C 4D 44 73 63 61 6E 64 61 74 61

Table 112: Telegram structure: sRN LMDscandata

Example: sRN LMDscandata

CoLa A	ASCII	<STX>sRN{SPC}LMDscandata<ETX>
	Hex	02 73 52 4E 20 4C 4D 44 73 63 61 6E 64 61 74 61 03
CoLa B	Binary	02 02 02 02 00 00 00 0F 73 52 4E 20 4C 4D 44 73 63 61 6E 64 61 74 61 05

Table 113: Example: sRN LMDscandata



Telegram structure: sRA LMDscandata						
Telegram part	Description	Variable	Length	Sensor	Values CoLa A (ASCII)	Values CoLa B (Binary)
Find complete telegram structure of the answer in section 4.3.5 „Send data permanent“ on page 65.						

Table 114: Telegram structure: sRA LMDscandata

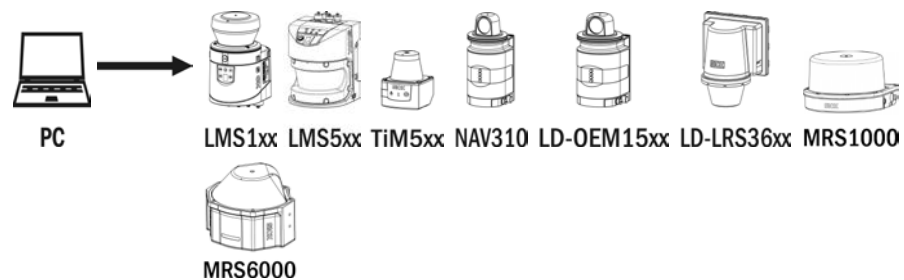
Example: sRA LMDscandata

CoLa A	ASCII	No ASCII answer possible.
	Hex	02 73 52 41 20 4C 4D 44 73 63 61 6E 64 61 74 61 20 01 20 01 20 89 C9 97 20 00 20 00 20 1A AE 1A B1 20 58 1C BC 15 20 58 1D 15 3D 20 00 20 00 20 07 20 00 20 00 20 13 88 20 15 20 F6 20 F9 20 F5 20 EF 20 F6 20 F2 20 EF 20 ED 20 F5 20 E9 20 F2 20 FA 20 FC 20 FF 20 F1 20 F2 20 01 07 20 FC 20 FC 20 01 02 20 FF 20 00 20 00 20 00 20 00 20 00 03
CoLa B	Binary	Find complete telegram structure of the answer in section 4.3.5 „Send data permanent“ on page 65.

Table 115: Example: sRA LMDscandata

4.3.5 Send data permanently**NOTE**

After changing the scanning frequency, there will be no data telegram or answer from the devices LMS1xx, LMS5xx and TiM5xx for up to 30 seconds. The same applies when the device is powering up or rebooting.



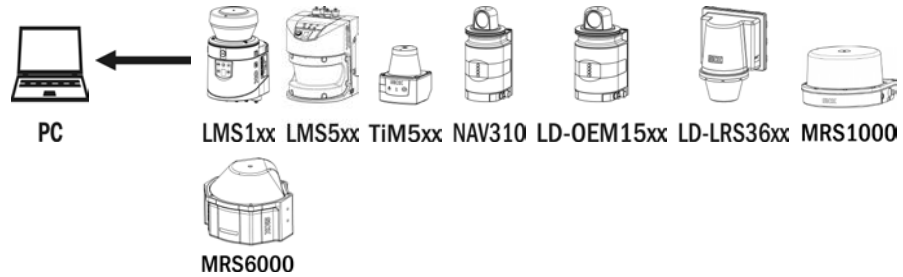
Telegram structure: sEN LMDscandata						
Telegram part	Description	Variable	Length	Sensor	Values CoLa A (ASCII)	Values CoLa B (Binary)
Command type	Event	String	3	All	sEN	73 45 4E
Command	Data telegram	String	11	All	LMDscandata	4C 4D 44 73 63 61 6E 64 61 74 61
Measurement	Start/stop	Enum_8	1	All	Stop: 0 Start: 1	Stop: 00 Start: 01

Table 116: Telegram structure: sEN LMDscandata

Example: sEN LMDscandata

CoLa A	ASCII	<STX>sEN{SPC}LMDscandata{SPC}1<ETX>
	Hex	02 73 45 4E 20 4C 4D 44 73 63 61 6E 64 61 74 61 20 31 03
CoLa B	Binary	02 02 02 02 00 00 00 00 11 73 45 4E 20 4C 4D 44 73 63 61 6E 64 61 74 61 20 01 33

Table 117: Example: sEN LMDscandata



Telegram structure: sEA LMDscandata						
Telegram part	Description	Variable	Length	Sensor	Values CoLa A (ASCII)	Values CoLa B (Binary)
Command type	Answer	String	3	All	sEA	73 45 41
Command	Data telegram	String	11	All	LMDscandata	4C 4D 44 73 63 61 6E 64 61 74 61
Measurement	Start/stop	Enum_8	1	All	Stop: 0 Start: 1	Stop: 00 Start: 01

Table 118: Telegram structure: sEA LMDscandata

Example: Confirmation of sEA LMDscandata

CoLa A	ASCII	<STX>sEA{SPC}LMDscandata{SPC}1<ETX>
	Hex	02 73 45 41 20 4C 4D 44 73 63 61 6E 64 61 74 61 20 31 03
CoLa B	Binary	02 02 02 02 00 00 00 00 11 73 45 41 20 4C 4D 44 73 63 61 6E 64 61 74 61 20 01 33

Table 119: Example: Confirmation of sEA LMDscandata

Telegram stream

The answer to the telegram will be followed by the scandata:



NOTE

Leading zeros of a value will not be displayed in ASCII.

Telegram structure: sRA LMDscandata/sSN LMDscandata							
Telegram part	Description	Variable	Length	Sensor	Values CoLa A (ASCII)	Values CoLa B (Binary)	
Command type	Read	String	3	All	sRA sSN	73 52 41 73 53 4E	
Command	Data telegram	String	11	All	LMDscandata	4C 4D 44 73 63 61 6E 64 61 74 61	
Version number	For detecting format changes by the version. Version is always 1 up to now.	Uint_16	2	All	0000h ... FFFFh	00 00 ... FF FF	
Device	Device number	Defined with SOPAS	Uint_16	2	All	0000h ... FFFFh	00 00 ... FF FF
	Serial number	Defined in factory	Uint_32	4	All	00000000h ... FFFFFFFFh	00 00 00 00 ... FF FF FF FF
	Device status	(See values column)	Uint_8	2 × 1	All	Ok: 00 00 Error: 00 01 Pollution warning: 00 02 Pollution error: 00 05 (Not available for TiM, LD-Series and NAV310)	00 00 00 01 00 02 00 05 (Not available for TiM, LD-Series and NAV310)
Status info	Telegram counter	Number of measurement telegrams finished in the scanner and given to the interface. ³⁾	Uint_16	2	All	0000h ... FFFFh	00 00 ... FF FF
	Scan counter	Number of scans which were created in the device; counts how many scans were really done.	Uint_16	2	All	0000h ... FFFFh	00 00 ... FF FF
	Time since start up in µs	Counting the time since power up the device; starting with 0. In the output telegram this is the time at the zero index before the measurement itself starts.	Uint_32	4	All	00000000h ... FFFFFFFFh	00 00 00 00 ... FF FF FF FF

³⁾ Does not count how many telegrams were really given out; is relevant if not all scans are delivered from the scan core.

Telegram structure: sRA LMDscandata/sSN LMDscandata						
Telegram part	Description	Variable	Length	Sensor	Values CoLa A (ASCII)	Values CoLa B (Binary)
	Time of transmission in μ s	Uint_32	4	All	00000000h ... FFFFFFFFh	00 00 00 00 ... FF FF FF FF
	Status of digital inputs	Uint_8	2 × 1	LMS1xx LMS5xx MRS 1000 (1.0.0) & MRS6000(1.0.1)	All inputs low: 00 00 All inputs high: 00 03 Always 00 00	00 00 00 03 00 00
	Status of digital outputs	Uint_8	2 × 1	All	All outputs low: 00 00 TiM3xx: <ul style="list-style-type: none"> All internal outputs high: 00 0F LMS1xx: <ul style="list-style-type: none"> All internal outputs high: 00 07 All outputs high (inkl. Ext. Out): 07 FF LMS5xx: <ul style="list-style-type: none"> All internal outputs high: 00 3F All outputs high (inkl. Ext. Out): 3F FF LDXXX <ul style="list-style-type: none"> All outputs high: 00 0F MRS1000 (1.0.0) & MRS6000(1.0.1): <ul style="list-style-type: none"> Always 00 00 	All outputs low: 00 00 TiM3xx: <ul style="list-style-type: none"> All internal outputs high: 00 0F LMS1xx: <ul style="list-style-type: none"> All internal outputs high: 00 07 All outputs high (inkl. Ext. Out): 07 FF LMS5xx: <ul style="list-style-type: none"> All internal outputs high: 00 3F All outputs high (inkl. Ext. Out): 3F FF LDXXX All outputs high: 00 0F MRS1000 (1.0.0) & MRS6000(1.0.1): 00 00
former Reserved now Layer angle.	-	Uint_16	2	All except MRS 1000	0 0 → 0 Layer2 FF06 → -250Layer3 FA → 250 Layer1 FEOC → -500Layer4 (value 1/100)	0 00 00 00 00 46 46 30 36 00 00 46 41 46 45 30 43

Telegram structure: sRA LMDscandata/sSN LMDscandata						
Telegram part	Description	Variable	Length	Sensor	Values CoLa A (ASCII)	Values CoLa B (Binary)
		Int_16		MRS600 0	Angle = value / 200 Example: F5B2h → -2638/200 = -13.19° → Layer 24 EDh → 237/200 = 1.185° → Layer 1 Range: -13.19° ~ 1.185° (each layer is 0.625°)	Angle = value / 200 Example: F5 B2 → Layer 24 00 ED → Layer 1
Frequencies	Scan frequency [1/100 Hz]	Uint_32	4	LMS1xx	25 Hz: +2500d (9C4h) 50 Hz: +5000d (1388h)	09 C4 13 88
				LMS5xx	25 Hz: +2500d (9C4h) 35 Hz: +3500d (DACH) 50 Hz: +5000d (1388h) 75 Hz: +7500d (1A0Bh) 100 Hz: +10000d (2710h)	09 C4 0D AC 13 88 1A 0B 27 10
				TiM5xx	15 Hz: +1500d (5DCh)	05 DC
				NAV310 LD-OEM 15xx	5 Hz ... 20 Hz: +500d ... +2000d (1F4h ... 7D0h)	01 F4 ... 07 D0
				LD-LRS 36xx	5 Hz ... 15 Hz: +500d ... +1500 (1F4h ... 5DCh)	01 F4 ... 05 DC
				MRS 1000	50 Hz: +5000d (1388h)	50 Hz: 13 88
				MRS600 0	10 Hz: +1000d(3E8h)	10 Hz: 03 E8
				Measurement frequency	Inverse of the time between two measurement shots (in 100 Hz), Example: 50 Hz, 0.5° resolution → 720 shots/20 ms → 36 kHz	Uint_32

Telegram structure: sRA LMDscandata/sSN LMDscandata						
Telegram part	Description	Variable	Length	Sensor	Values CoLa A (ASCII)	Values CoLa B (Binary)
Amount of encoder		Enum_16	2	All MRS 1000 + TIM5xx + MRS600 0 always 0	0 ... 3 If 0, then next two values are missing.	00 ... 03
Values	Encoder position	Uint_32	4	LMS1xx LMS5xx	00000000h ... FFFFFFFFh	00 00 00 00 ... FF FF FF FF
	Encoder speed	Uint_16	2	LMS1xx LMS5xx	0000h ... FFFFh	00 00 ... FF FF
Amount of 16 bit channels	Number of 16 bit channels that provide measured data	Uint_16	2	TiM5xx	Output channel: 1	Output channel: 01
				LMS1xx	Output channels: 1, 2 or 4	Output channels: 01, 02 or 04
				LMS5xx	Output channels: 1 or 5	Output channels: 01 or 05
				MRS 1000	Output channels: 1 or 3	Output channels: 01 or 03
				MRS600 0	Output channels:1..9	Output channels:01..09
				NAV310 LD-OEM 15xx LD-LRS 36xx	Depending on amount of sectors and selection of output of distance or distance and remission RSSI	Depending on amount of sectors and selection of output of distance or distance and remission RSSI
					Example (2 sectors): If 2 channels: sectors 1 + 2 contain Dist1 If 4 channels: sectors 1 + 2 contain Dist + RSSI1	Example (2 sectors): If 2 channels: sectors 1 + 2 contain Dist1 If 4 channels: sectors 1 + 2 contain Dist + RSSI1

Telegram structure: sRA LMDscandata/sSN LMDscandata						
Telegram part	Description	Variable	Length	Sensor	Values CoLa A (ASCII)	Values CoLa B (Binary)
Output channel (16 bit)	Content Unit of radial distance values (DIST) is mm	String	5	LMS1xx	DIST1: Distance values of first pulse DIST2: Distance values of second pulse RSSI1: Energy values of first pulse RSSI2: Energy values of second pulse	44 49 53 54 31 44 49 53 54 32 52 53 53 49 31 52 53 53 49 32
				LMS5xx (with Software ≥V1.10 only)	DIST1: Distance values of first pulse DIST2: Distance values of second pulse DIST3: Distance values of third pulse DIST4: Distance values of fourth pulse DIST5: Distance values of fifth pulse RSSI1: Energy values of first pulse RSSI2: Energy values of second pulse RSSI3: Energy values of third pulse RSSI4: Energy values of fourth pulse RSSI5: Energy values of fifth pulse	44 49 53 54 31 44 49 53 54 32 44 49 53 54 33 44 49 53 54 34 44 49 53 54 35 52 53 53 49 31 52 53 53 49 32 52 53 53 49 33 52 53 53 49 34 52 53 53 49 35
				TIM5xx	DIST1: Distance values	44 49 53 54 31
				MRS 1000	DIST1: Distance values DIST2: Distance values DIST3: Distance values RSSI1: Energy values RSSI2: Energy values RSSI3: Energy values	44 49 53 54 31 44 49 53 54 32 44 49 53 54 33 52 53 53 49 31 52 53 53 49 32 52 53 53 49 33

Telegram structure: sRA LMDscandata/sSN LMDscandata						
Telegram part	Description	Variable	Length	Sensor	Values CoLa A (ASCII)	Values CoLa B (Binary)
				MRS6000	DIST1: Distance values DIST2: Distance values DIST3: Distance values DIST4: Distance values RSSI1: Energy values RSSI2: Energy values RSSI3: Energy values RSSI4: Energy values VANGL: Vertical Angle	44 49 53 54 31 44 49 53 54 32 44 49 53 54 33 44 49 53 54 34 52 53 53 49 31 52 53 53 49 32 52 53 53 49 33 52 53 53 49 34 56 41 4E 47 4C
				NAV310 LD-OEM 15xx LD-LRS 36xx	DIST1: Distance values RSSI1: Energy values	44 49 53 54 31 52 53 53 49 31
Scale factor	Scale factor or factor of the measurement values (for the LMS5xx this depends on the angular resolution)	Real as float according to IEEE754	4	LMS1xx LMS5xx TiM5xx MRS 1000	Factor × 1: 3F800000h Factor × 2: 40000000h	3F 80 00 00 40 00 00 00
				MRS6000	Factor x 12.5: 41480000h Factor × 1: 3F800000h Factor x -0.00025: B983126Fh	41 48 00 00 3F 80 00 00 B9 83 12 6F
				NAV310 LD-OEM 15xx LD-LRS 36xx	Factor × 4: 40800000h	04 08 00 00
Scale factor offset	Sets starting point of measurement	Real as float according to IEEE754	4	LMS1xx LMS5xx TiM5xx MRS 1000	00000000h	00 00 00 00
				MRS6000	Offset 0 : 00000000 Offset 1.5: 3FC00000 (1.5 offset for VANGL)	00 00 00 00 3F C0 00 00 (1.5 offset for VANGL)
				NAV310 LD-OEM 15xx LD-LRS 36xx	00000000h ... FFFFFFFFh	00 00 00 00 ... FF FF FF FF
Start angle	[1/10000°]	Uint_32	4	LMS1xx TiM5xx	-450000d ... +2250000d (FFF92230h ... 225510h)	FF F9 22 30 ... 00 22 55 10
				LMS5xx	-50000d ... +1850000d (FFFF3CB0h ... 1C3A90h)	FF FF 3C B0 ... 00 1C 3A 90
				MRS 1000	-475000d ... +2275000d (FFF8C088h ... 22B6B8h)	FF F8 C0 88 ... 00 22 B6 B8

Telegram structure: sRA LMDscandata/sSN LMDscandata						
Telegram part	Description	Variable	Length	Sensor	Values CoLa A (ASCII)	Values CoLa B (Binary)
				MRS600 0	30000d...150000d (493E0h ... 16E360h)	00 04 93 E0h ... 00 16 E3 60h
				NAV310 LD-OEM 15x1 LD-LRS 36x1	0d ... +360000d (0h ... 36EE80h)	00 00 00 00 ... 00 36 EE 80
				LD-OEM 15x0 LD-LRS 36x0	-900000d ... +270000d (FFF24460h ... 41EB0h)	FF F2 44 60 ... 00 04 1E B0
Size of single angular step	Output format in degree: 1/10000°	Uint_16	2	LMS1xx	+2500d ... +5000d (9C4h ... 1388h)	09 C4 ... 13 88
				LMS5xx	+1667d ... +10000d (683h ... 2710h)	06 83 ... 27 10
				TiM5xx	+333d ... +10000d (D05h ... 2710h)	0D 05 ... 27 10
				MRS 1000	+2500d (9C4h)	09 C4
				MRS600 0	+1300d (= 0.13°) (514h)	+1300d (= 0.13°) (514h)
				NAV310 LD-OEM 15xx LD-LRS 36xx	0,125° ... 1° def. 0,25° +1250d ... +10000d (4E2h ... 2710h) (Default: 09C4h = 0,25°)	00 00 04 E2 ... 00 00 27 10 (Default: 09 C4)
Amount of data	Defines the number of items on measured output	Uint_16	2	All	0000h ... FFFFh	00 00 ... FF FF
Data_1 Data_n	Data stream starting Data_1 to Data_n ⁴⁾	Uint_16	2	LMS100	0000h ... 4E20h	00 00 00 00 ... 00 00 4E 20
				LMS150	0000h ... C350h	00 00 00 00 ... 00 00 C3 50
				LMS5xx	0000h ... FDE8h	00 00 00 00 ... 00 00 FD E8
				TiM5xx	0000h ... 61A8h	00 00 00 00 ... 00 00 61 A8
				MRS 1000	0000h ... FA00h	00 00 00 00 .. 00 00 FA 00
				MRS600 0	0000h...8CA0h(DIST) 0000h...FFFFh(RSSI) 00EDh...F5B2h(VANGL)	00 00h...8C A0h(DIST) 00 00h...FF FFh(RSSI) 00 EDh...F5B 2h(VANGL)
				NAV310 LD-OEM 15xx LD-LRS 36xx	0000h ... 0992h	00 00 00 00 ... 00 00 09 92

4) LMS1xx without limit.

Telegram structure: sRA LMDscandata/sSN LMDscandata						
Telegram part	Description	Variable	Length	Sensor	Values CoLa A (ASCII)	Values CoLa B (Binary)
<p>For NAV310/LD-OEM15xx/LRS:</p> <p>The array "Output channel 16 bit " has various dimensions "Amount of 16 Bit Channels", depending on the amount of sectors and if RSSI (output of remission values) is selected as on or off:</p> <ul style="list-style-type: none"> • If RSSI was not selected (by LMDscandatacfg); there are 2 channels with the contents <ul style="list-style-type: none"> ○ Channel 1: First sector (Test target), content: DIST1 ○ Channel 2: Second sector (Main profile data), content: DIST1 • If RSSI was selected (by LMDscandatacfg); there are 4 channels with the contents <ul style="list-style-type: none"> ○ Channel 1: First sector (Test target), content: DIST1 ○ Channel 2: First sector (Test target), content: RSSI1 ○ Channel 3: Second sector (Main profile data), content: DIST1 ○ Channel 4: Second sector (Main profile data), content: RSSI1 <p>The number behind DIST and RSSI is the order number of the pulse. As the NAV310/LD-OEM15xx/LD-LRS36xx scanner are working with a single pulse measurement, it is always "1".</p>						
Amount of 8 bit channels	Amount of 8 bit channels, giving out the measured data	Enum_16	2	LMS1xx	Output channels: 1 or 2	Output channels: 01 or 02
				LMS5xx	Output channels: 1 or 5	Output channels: 01 or 05
				MRS 1000	Output channels: 1 or 3	Output channels: 01 or 03
				TiM5xx NAV310 LD-OEM 15xx LD-LRS 36xx MRS600 0	Output channels: 0	Output channels: 00
Output channel (8 bit)	Content	String	5	LMS1xx	DIST1	44 49 53 54 31
					DIST2	44 49 53 54 32
					RSSI1	52 53 53 49 31
					RSSI2	52 53 53 49 32
			5	LMS5xx (with Software ≥V1.10 only)	DIST1	44 49 53 54 31
					DIST2	44 49 53 54 32
					DIST3	44 49 53 54 33
					DIST4	44 49 53 54 34
					DIST5	44 49 53 54 35
					RSSI1	52 53 53 49 31
RSSI2	52 53 53 49 32					
RSSI3	52 53 53 49 33					
RSSI4	52 53 53 49 34					
RSSI5	52 53 53 49 35					

Telegram structure: sRA LMDscandata/sSN LMDscandata							
Telegram part	Description	Variable	Length	Sensor	Values CoLa A (ASCII)	Values CoLa B (Binary)	
			5	TIM5xx	DIST1 RSSI1	44 49 53 54 31 52 53 53 49 31	
				MRS 1000	DIST1 DIST2 DIST3 RSSI1 RSSI2 RSSI3	44 49 53 54 31 44 49 53 54 32 44 49 53 54 33 52 53 53 49 31 52 53 53 49 32 52 53 53 49 33	
	Scale factor	Scale factor or of the measurement values (in LMS5xx depends on the angular resolution)	Real as float according to IEEE754	4	All	Factor × 1: 3F800000h Factor × 2 (values have to be scaled by factor two): 40000000h	3F 80 00 00 40 00 00 00
	Scale factor offset	Sets starting point of measurement	Real as float according to IEEE754	4	LMS1xx LMS5xx MRS 1000	00000000h	00 00 00 00
	Start angle	Output format: 1/10000°	Int_32	4	LMS1xx	-450000d ... +2250000d	FF F9 22 30 ... 00 22 55 10
					LMS5xx	-50000d ... 1850000d	FF FF 3C B0 ... 00 1C 3A 90
					MRS 1000	-475000d ... +2275000d (FFF8C088h ... 22B6B8h)	FF F8 C0 88 ... 00 22 B6 B8
	Size of single angular step	Output format: 1/10000°	Uint_16	2	LMS1xx	+1000d ... +10000d	03 E8 ... 27 10
					LMS5xx	+1667d ... +10000d	06 83 ... 27 10
					MRS 1000	+2500d (9C4h)	09 C4
Amount of data	Amount	Uint_16	2	All	0000h ... FFFFh	00 00 ... FF FF	
Data_1 Data_n	Data stream starting Data_1 to Data_n	Uint_8	1	All	00h ... FFh	00 ... FF	
Position	Output of position data	Enum_16	2	All	No position data: 0 Position data: 1	No position data: 00 00 Position data: 00 01	
Position information	X position	X-coordinate as float acco. to IEEE754	Real	4	All	0h ... FFFFFFFFh	00 00 00 00 ... FF FF FF FF
	Y position	Y-coordinate as float acco. to IEEE754	Real	4	All	0h ... FFFFFFFFh	00 00 00 00 ... FF FF FF FF
	Z position	Z-coordinate as float acco. to IEEE754	Real	4	All	0h ... FFFFFFFFh	00 00 00 00 ... FF FF FF FF
	X rotation	X rotation in the coordinate system	Real	4	All	0h ... FFFFFFFFh	00 00 00 00 ... FF FF FF FF

Telegram structure: sRA LMDscandata/sSN LMDscandata							
Telegram part	Description	Variable	Length	Sensor	Values CoLa A (ASCII)	Values CoLa B (Binary)	
	Y rotation	Y rotation in the coordinate system	Real	4	All	0h ... FFFFFFFh	00 00 00 00 ... FF FF FF FF
	Z rotation	Z rotation in the coordinate system	Real	4	All	0h ... FFFFFFFh	00 00 00 00 ... FF FF FF FF
	Rotations type	Kind of rotation	Enum_8	1	All	No rotation: 0 Pitch: 1 Roll: 2 Free: 3	No rotation: 00 Pitch: 01 Roll: 02 Free: 03
	Transmits the name of device	Device name	Uint_8	1	All	No name: 0 Name: 1	No name: 00 Name: 01
Name	Device name	Uint_16	2	All	No name: 0 Name: 1	No name: 00 00 Name: 00 01	
Name information	Length	Length of name	Uint_8	1	All	0h ... Fh	00 ... 0F
	Name	Device name in characters	String	16	All	20h ... 7Ah	20 ... 7A
Comment	Comment	Uint_16	2	All	No comment: 0 Comment: 1	No comment: 00 00 Comment: 00 01	
Comment information	Length	Length of comment	Uint_8	1	All	0h ... Fh	00 ... 0F
	Comment	Transmits a comment in characters	String	16	All	20h ... 7Ah	20 ... 7A

Telegram structure: sRA LMDscandata/sSN LMDscandata							
Telegram part	Description	Variable	Length	Sensor	Values CoLa A (ASCII)	Values CoLa B (Binary)	
Time	Transmits a time stamp	Uint_16	2	All	No time: 0	No time: 00 00	
				LMS1xx, LMS5xx, NAV310, LD-OEM 15xx LD-LRS 36xx	Time: 1	Time: 00 01	
Time info	Year	Uint_16	2	All	0000h ... 270Fh	00 00 ... 27 0F	
	Month	1 to 12	Uint_8	1	All	00h ... 0Ch	00 ... 0C
	Day	Day of month 1 to 31	Uint_8	1	All	00h ... 1Fh	00 ... 1F
	Hour	0 to 23	Uint_8	1	All	00h ... 17h	00 ... 17
	Minute	0 to 59	Uint_8	1	All	00h ... 3Bh	00 ... 3B
	Second	0 to 59	Uint_8	1	All	00h ... 3Bh	00 ... 3B
	Micro-second	0 to 999999	Uint_32	4	All	00000000h ... 000F423Fh	00 00 00 00 ... 00 0F 42 3F
Event info	Display event info	Uint_16	2	All	No info: 0	No info: 00 00	
					Transmit info: 1	Transmit info: 00 01	
Event Information	Type	Fast digital input	String	4	All	FDIN	FDIN
	Encoder position	Position of encoder when event happened	Uint_32	4	All	00000000h ... FFFFFFFFh	00 00 00 00 ... FF FF FF FF
	Time of event	Time (μ s) of encoder when event happened	Uint_32	4	All	00000000h ... FFFFFFFFh	00 00 00 00 ... FF FF FF FF
	Angle of event	Angle of encoder when event happened	Int_32	4	All	0 ... 3600000	00 00 00 00 ... 00 36 EE 80

Table 120: Telegram structure: Datastream of sRA LMDscandata/sSN LMDscandata

**NOTE**

- The grey written parts are not given out by the sensor.
- The event information is not available with the LMS1xx and with the LMS5xx only with firmware V1.20 or higher.
- The order of events within the data structure is “newest” first.

LMDscandata - reserved values

Valid measurement values are values starting from 16d upwards; everything below has the following meaning:

Value	RSSI	Description
0d	0h	no meas value detected; means that in the angle, there was no valid measurement value. Probably the object to measure was out of the range of the or the object was reflecting too less light back (black objects)
1d	FFFFh (16Bit output) FFh (8Bit output)	dazzled, geblendet
2d	0h	implausible measurement values
3d	0h	value was set to invalid by a filter (Echo Filter, Particle Filter in old firmware)
4d – 15d	0h	reserved, at the moment not given out, if there occurs a value in that range anyway → perform a Softwareupdate
≥16d	>0h	valid measurement values

Valid for LMS1xx/5xx, TiM5xx

max. measurement value TiM5xx: Dez: 10.000mm --> Hex: 2710

max. measurement value TiM57x: Dez: 25.000mm --> Hex: 61A8

max. measurement value LMS1xx: Dez: 20.000mm --> Hex: 4E20

max. measurement value LMS15x: Dez: 50.000mm --> Hex: C350

max. measurement value LMS5xx: Dez: 65.000mm --> Hex: FDE8

max. measurement value LMS5xx: Dez: 80.000mm --> Hex: 9C40 with scale factor 2 --> 13880

Higher measurement values will be given out with a zero, that means no measurement value detected.

Calculation and amount of data for LMS5xx

Example how to calculate the amount of data for a measurement telegram.

Sizes of values and telegram parts:

- one measurement value: 5 byte (4 byte value itself, 1 byte blank after the value)
- one RSSI value: 3 byte (2 byte value itself, 1 byte blank after the value)
- telegram header: 81 byte
- telegram end: 12 byte

Calculation of number of Measurement values depends always on the resolution:

$0.5^\circ = 2$ measurements per degree

$0.25^\circ = 4$ measurements per degree

Always one additional measurement for the last measurement

Number of measurement values =

Number of degrees \times measurements per degree + 1

Example for measurement of 56° in 0.5° resolution (without RSSI data):

$56 \times 2 + 1 = 113$ Measurement values

Amount of Data for this measurement values:

$113 \times 5 \text{ Byte} = \underline{565 \text{ Byte}}$

Calculation of amount of data per telegram:

Data of one Telegram = Header + Measurements + end of telegram

81 Byte + 113 Measurements + 12 Byte

81 Byte + (113 \times 5Byte) + 12 Byte =

658 Byte per Telegram (= 5264 Bit (658 \times 8 Bit))

Possible amount for delivery with special Speed:

Number of telegrams per second = Speed \div telegram size

Speed Example:

115200 Bit/s = 11520 Byte/s = 11,52 Byte/s

11520 (Byte/s) \div 658 Byte = 17,5 Telegrams/s

Telegram size with **0,25°** resolution:

Degrees: 270°

Resolution: 0.25°

\rightarrow Measurement Values = $270 \times 4 + 1 = 1081$

Data per Telegram =

$$81 \text{ Byte} + (1081 \times 5 \text{ Byte}) + 12 \text{ Byte} = \mathbf{5498 \text{ Byte}} \text{ (= 43984 \text{ Bit)}$$

Telegram size with **0,5°** resolution:

Degrees: 270°

Resolution: 0.5°

$$\rightarrow \text{Measurement Values} = 270 \times 2 + 1 = 541$$

Data per Telegram =

$$81 \text{ Byte} + (541 \times 5 \text{ Byte}) + 12 \text{ Byte} = \mathbf{2798 \text{ Byte}} \text{ (= 22384 \text{ Bit)}$$

As a result in that configuration a 10 MBit connection will not be enough. With a 100 MBit Hub, 3-4 scanner can be used, with a 1 GBit Hub accordingly more.

Example of a telegram stream

Example: telegram LMS1xx, LMS5xx similar with corresponding values (10°-20° data range)

ASCII

```
<STX>sRA{SPC}LMDscandata{SPC}1{SPC}1{SPC}89A27F{SPC}0{SPC}0{SPC}343{SPC}347{SPC}27477BA9{SPC}2747813B{SPC}0{SPC}0{SPC}7{SPC}0{SPC}0{SPC}1388{SPC}168{SPC}0{SPC}1{SPC}DIST1{SPC}3F800000{SPC}00000000{SPC}186A0{SPC}1388{SPC}15{SPC}8A1{SPC}8A5{SPC}8AB{SPC}8AC{SPC}8A6{SPC}8AC{SPC}8B6{SPC}8C8{SPC}8C2{SPC}8C9{SPC}8CB{SPC}8C4{SPC}8E4{SPC}8E1{SPC}8EB{SPC}8E0{SPC}8F5{SPC}908{SPC}8FC{SPC}907{SPC}906{SPC}0{SPC}0{SPC}0{SPC}0{SPC}0{SPC}0{SPC}0{SPC}0<ETX>
```

BINARY

```
02 02 02 02 00 00 00 83 73 52 41 20 4C 4D 44 73 63 61 6E 64 61 74 61 20 00 01 00 01
00 89 A2 7F 00 00 03 43 03 47 27 47 7B A9 27 47 81 3B 00 00 07 00 00 00 00 13 88 00
00 01 68 00 00 00 01 44 49 53 54 31 3F 80 00 00 00 00 00 00 01 86 A0 13 88 00 15 08
93 08 95 08 AF 08 B3 08 B0 08 A4 08 B0 08 BF 08 B9 08 BA 08 D0 08 D3 08 CF 08 DE 08 EB
08 E3 08 FE 08 EC 09 03 08 FD 08 FD 00 00 00 00 00 00 00 00 00 00 00 00 00 2B
```



Telegram structure: sRA LMDscandata (Example)				
Telegram part	Variable	Length	Values CoLa A (ASCII)	Values CoLa B (Binary)
Frame/header			02 <STX>	02 02 02 02
Length				00 00 00 83
Command type	String	3	sRA{SPC}	73 52 41 20
Command	String	11	LMDscandata{SPC}	4C 4D 44 73 63 61 6E 64 61 74 61 20
Version number	Uint_16	2	1{SPC}	00 01
Device number	Uint_16	2	1{SPC}	00 01

Telegram structure: sRA LMDscandata (Example)					
Telegram part	Variable	Length	Values CoLa A (ASCII)	Values CoLa B (Binary)	
	Serial number	Uint_32	4	89A27F{SPC} Dec: 9020031	00 89 A2 7F
	Device status	Uint_8	2 × 1	0{SPC}0{SPC}	00 00
Status information	Telegram counter	Uint_16	2	343{SPC} Dec: 835	03 43
	Scan counter	Uint_16	2	347{SPC} Dec: 839	03 47
	Time since start up [µs]	Uint_32	4	27477BA9{SPC} Dec: 658996137	27 47 7B A9
	Time of transmission [µs]	Uint_32	4	2747813B{SPC} Dec: 568997563	27 47 81 3B
	Status of digital inputs	Uint_8	2 × 1	0{SPC}0{SPC}	00 00
	Status of digital outputs	Uint_8	2 × 1	7{SPC}0{SPC} Corresponds to status 0111	07 00
	Reserved	Uint_16	2	0{SPC}	00 00
Frequencies	Scan frequency	Uint_32	4	1388{SPC} Dec: 50 Hz: 5000	00 00 13 88
	Measurement frequency	Uint_32	4	168{SPC}	00 00 01 68
Amount of encoder		Enum_16	2	0{SPC} No encoder data	00 00
Position information	Encoder position	Uint_16	2	Not generated, not existing because amount is 0	Not generated, not existing because amount is 0
	Encoder speed	Uint_16	2	Not generated, not existing because amount is 0	Not generated, not existing because amount is 0
Amount of 16 bit channels		Enum_16	2	1{SPC}	00 01
Output channel (16 bit)	Content	String	5	DIST1{SPC}	44 49 53 54 31
	Scale factor according to IEEE754	Real	4	3F800000{SPC} Floating Point: Value = 1	3F 80 00 00
	Scale factor offset acco. to IEEE754	Real	4	0{SPC} Floating Point: Value = 0	00 00 00 00
	Start angle	Int_32	4	186A0{SPC} Dec: 100000	00 01 86 A0
	Size of single angular step	Uint_16	2	1388{SPC} Dec: 5000	13 88
	Amount of data	Uint_16	2	15{SPC} Dec: 21 measurement points	00 15
	Data_1 ... Data_21	Uint_16	2	8A1{SPC}8A5{SPC}8AB{SPC}8AC{SPC}8A6{SPC}8AC{SPC}8B6{SPC}8C8{SPC}8C2{SPC}8C9{SPC}8CB{SPC}8C4{SPC}8E4{SPC}8E1{SPC}8EB{SPC}8E0{SPC}8F5{SPC}908{SPC}8FC{SPC}907{SPC}906{SPC} Measurement data Min. 22 mm: 16h Max. 20000 mm: 4E20h	08 A1 08 A5 08 AB 08 AC 08 A6 08 AC 08 B6 08 C8 08 C2 08 C9 08 CB 08 C4 08 E4 08 E1 08 EB 08 E0 08 F5 09 08 08 FC 09 07 09 06

Telegram structure: sRA LMDscandata (Example)					
Telegram part	Variable	Length	Values CoLa A (ASCII)	Values CoLa B (Binary)	
Amount of 8 bit channels	Enum_16	2	0{SPC} No 8 bit data	00 00 No 8 bit data	
Output channel (8 bit)	Content	String	-	-	
	Scale factor	Real	-	-	
	Scale factor offset	Real	-	-	
	Start angle	Int_32	4	-	-
	Size of single angular step	Uint_16	2	-	-
	Amount of data	Uint_16	2	-	-
	Data_1 Data_n	Uint_8	1	-	-
Position	Enum_16	2	0{SPC} No position data	00 00 No position data	
Position information	X position	Real	4	-	-
	Y position	Real	4	-	-
	Z position	Real	4	-	-
	X rotation	Real	4	-	-
	Y rotation	Real	4	-	-
	Z rotation	Real	4	-	-
	Rotations type	Enum_8	1	-	-
	Transmits the name of device	Uint_8	1	-	-
Name	Enum_16	2	0{SPC} No device name	00 00 No device name	
Name info	Length of name	Enum_8	1	-	-
	Name in characters	String	2	-	-
Comment	Enum_16	2	0{SPC} No comment	00 00 No comment	
Com-ment	Length of comment	Enum_8	1	-	-
	Comment in characters	String	2	-	-

Telegram structure: sRA LMDscandata (Example)					
Telegram part		Variable	Length	Values CoLa A (ASCII)	Values CoLa B (Binary)
Time		Enum_16	2	0{SPC} No time transmitted	00 00 No time transmitted
Time info	Year	Uint_16	2	-	-
	Month	Uint_8	1	-	-
	Day	Uint_8	1	-	-
	Hour	Uint_8	1	-	-
	Minute	Uint_8	1	-	-
	Second	Uint_8	1	-	-
	Microsecond	Uint_32	4	-	-
Event info		Enum_16	2	0{SPC} No event info available	00 00 No event info available
Event information	Type	String	4	-	-
	Encoder position	Uint_32	4	-	-
	Time of event	Uint_32	4	-	-
	Angle of event	Int_32	4	-	-
Frame				03 <ETX>	2B Checksum

Table 121: Example of one telegram stream

4.4 Time stamp

4.4.1 Set time stamp

The data format in the telegram is:

+2009{SPC}+7{SPC}+22{SPC}+12{SPC}+0{SPC}+0{SPC}+0.

The numbers represent year, month, day, hour, minute, second, microsecond).

If plus is used up-front the data it is interpreted as an integer decimal number, without the plus it's the scanner reads the data as hex format.

The answer is always in ASCII format.

Attention: There is no real time clock inside the device. When the scanner is switched off and after a reboot, the time has to be set again.

However, it is possible to analyze the Off-time in order to evade this issue.



Telegram structure: sMN LSPsetdatetime (Authorized client)						
Telegram part	Description	Variable	Length	Sensor	Values CoLa A (ASCII)	Values CoLa B (Binary)
Command type	Method	String	3	All	sMN	73 4D 4E
Command	Set time stamp	String	14	All	LSPsetdatetime	4C 53 50 73 65 74 64 61 74 65 74 69 6D 65
Year		Uint_16	2	All	1970d ... +2099d (07B2h ... 0833h)	07 b2 ... 08 33
Month		Uint_8	1	All	01d ... +12d (01h ... 0Ch)	01 ... 0C
Day		Uint_8	1	All	01d ... +31d (01h ... 1Fh)	00 ... 1F
Hour		Uint_8	1	All	00d ... +23d (00h ... 17h)	00 ... 17
Minute		Uint_8	1	All	00d ... +59d (00h ... 3Bh)	00 ... 3B
Second		Uint_8	1	All	00d ... +59d (00h ... 3Bh)	00 ... 3B
Micro-second		Uint_32	4	All	00000000d ... +00999999d (00000000h ... 000F423Fh)	00 00 00 00 ... 00 0F 42 3F

Table 122: Telegram structure: sMN LSPsetdatetime

Example 1: sMN LSPsetdatetime

CoLa A	ASCII	<STX>sMN{SPC}LSPsetdatetime{SPC}7D9{SPC}2{SPC}11{SPC}10{SPC}22{SPC}0{SPC}0<ETX>
	Hex	02 73 4D 4E 20 4C 53 50 73 65 74 64 61 74 65 74 69 6D 65 20 37 44 39 20 32 20 31 31 20 31 30 20 32 32 20 30 20 30 03
CoLa B	Binary	02 02 02 02 00 00 00 1E 73 4D 4E 20 4C 53 50 73 65 74 64 61 74 65 74 69 6D 65 20 07 D9 02 11 10 22 00 00 00 00 00 A3

Table 123: Example 1: sMN LSPsetdatetime

Example 2: sMN LSPsetdatetime

CoLa A	ASCII	<STX>sMN{SPC}LSPsetdatetime{SPC}+2010{SPC}+01{SPC}+26{SPC}+10{SPC}+35{SPC}0{SPC}0<ETX>
	Hex	02 73 4D 4E 20 4C 53 50 73 65 74 64 61 74 65 74 69 6D 65 20 2B 32 30 31 30 20 2B 30 31 20 2B 32 36 20 2B 31 30 20 2B 33 35 20 2B 30 30 20 2B 30 30 30 30 03
CoLa B	Binary	02 02 02 02 00 00 00 1E 73 4D 4E 20 4C 53 50 73 65 74 64 61 74 65 74 69 6D 65 20 07 DA 01 1A 0A 23 00 00 00 00 00 A3

Table 124: Example 2: sMN LSPsetdatetime

**Telegram structure: sAN LSPsetdatetime**

Telegram part	Description	Variable	Length	Sensor	Values CoLa A (ASCII)	Values CoLa B (Binary)
Command type	Answer	String	3	All	sAN	73 41 4E
Command	Set time stamp	String	14	All	LSPsetdatetime	4C 53 50 73 65 74 64 61 74 65 74 69 6D 65
Status code	Code number	Enum_8	1	All	Success: 1	Success: 01

Table 125: Telegram structure: sAN LSPsetdatetime

Example 1, 2: sAN LSPsetdatetime

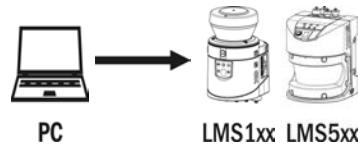
CoLa A	ASCII	<STX>sAN{SPC}LSPsetdatetime{SPC}1<ETX>
	Hex	02 73 41 4E 20 4C 53 50 73 65 74 64 61 74 65 74 69 6D 65 20 31 03
CoLa B	Binary	02 02 02 02 00 00 00 14 73 41 4E 20 4C 53 50 73 65 74 64 61 74 65 74 69 6D 65 20 01 51

Table 126: Example 1, 2: sAN LSPsetdatetime

Activate time stamp in the output string format or on SOPAS page “data processing”.

4.4.2 Read for time stamp and device status

Command: sRN STlms



Telegram structure: sRN STlms						
Telegram part	Description	Variable	Length	Sensor	Values CoLa A (ASCII)	Values CoLa B (Binary)
Command type	Read	String	3	All	sRN	73 52 4E
Command	Status and time	String	5	All	STlms	53 54 6C 6D 73

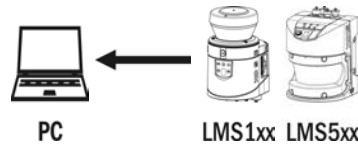
Table 127: Telegram structure: sRN STlms

Example: sRN STlms

CoLa A	ASCII	<STX>sRN[SPC]STlms<ETX>				
	Hex	02 73 52 4E 20 53 54 6C 6D 73 03				
CoLa B	Binary	02 02 02 02 00 00 00 09 73 52 4E 20 53 54 6C 6D 73 3A				

Table 128: Example: sRN STlms

Answer: sRA STlms



Telegram structure: sRA STlms						
Telegram part	Description	Variable	Length	Sensor	Values CoLa A (ASCII)	Values CoLa B (Binary)
Command type	Answer	String	3	All	sRA	73 52 41
Command	Status and time	String	5	All	STlms	53 54 6C 6D 73
Status code	Device status	Enum_16	2	All	Undefined: 0 Initialization: 1 Configuration: 2 Lower case: 3 Rotating: 4 In preparation: 5 Ready: 6 Measurement active: 7	Undefined: 00 00 Initialization: 00 01 Configuration: 00 02 Lower case: 00 03 Rotating: 00 04 In preparation: 00 05 Ready: 00 06 Measurement active: 00 07
Temp. out of range	Device running in temp. range or not	Uint_8	1	All	False (in range) = 0 True (out of range = 1	False (in range) = 00 True (out of range = 01
Length (of time para-		Uint_16	2	All	0d ... +65535d (00h ... FFFFh)	00 00 ... FF FF

Telegram structure: sRA STlms						
Telegram part	Description	Variable	Length	Sensor	Values CoLa A (ASCII)	Values CoLa B (Binary)
meter)						
Time	HH HH	Uint_16	2	All	0d ... 99d	00 00 ... 00 63
	:	Uint_8	1	All	:	3A
	MM MM	Uint_16	2	All	0d ... 99d	00 00 ... 00 63
	:	Uint_8	1	All	:	3A
	SS SS	Uint_16	2	All	0d ... 99d	00 00 ... 00 63
Length (of date parameter)		Uint_16	2	All	0d ... +65535d (00h ... FFFFh)	00 00 ... FF FF
Date	DD DD	Uint_16	2	All	0d ... 99d	00 00 ... 00 63
	.	Uint_8	1	All	.	2E
	MM MM	Uint_16	2	All	0d ... 99d	00 00 ... 00 63
	.	Uint_8	1	All	.	2E
	YY YY YY YY	Uint_32	4	All	0d ... 9999d	00 00 00 00 ... 00 00 27 0F
LED1		Uint_16	2	All	Inactive: 0 Active: 1	Inactive: 00 00 Active: 00 01
LED2		Uint_16	2	All	Inactive: 0 Active: 1	Inactive: 00 00 Active: 00 01
LED3		Uint_16	2	All	Inactive: 0 Active: 1	Inactive: 00 00 Active: 00 01
Reserved		Uint_16	3 × 2	All	0 0 0	00 00 00 00 00 00

Table 129: Telegram structure: sRA STlms

Example: sRA STlms

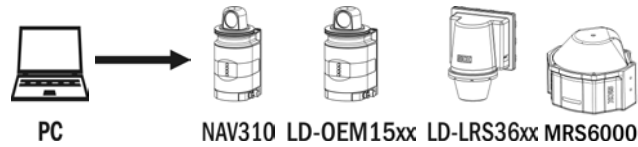
CoLa A	ASCII	<STX>sRA{SPC}STlms{SPC}7{SPC}0{SPC}8{SPC}16:36:54{SPC}10{SPC}17.03.2030{SPC}0{SPC}0{SPC}0<ETX>
	Hex	Not available
CoLa B	Binary	02 02 02 02 00 00 00 2F 73 52 41 20 53 54 6C 6D 73 20 00 07 00 00 08 00 10 3A 00 24 3A 00 36 00 0A 00 11 2E 00 03 2E 00 00 07 EE 00 00 00 00 00 00 00 00 00 00 17

Table 130: Example: sRA STlms

4.4.3 Read for device time

Command to read the actual time of the internal clock (ms).

The timer is 32 counter with a resolution of 1 ms.



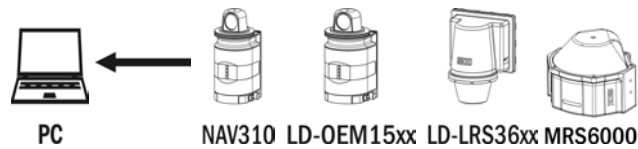
Telegram structure: sRN DeviceTime						
Telegram part	Description	Variable	Length	Sensor	Values CoLa A (ASCII)	Values CoLa B (Binary)
Command type	Read	String	3	All	sRN	73 52 4E
Command	Timer of device	String	10	All	DeviceTime	44 65 76 69 63 65 54 69 6D 65

Table 131: Telegram structure: sRN DeviceTime

Example: sRN DeviceTime

CoLa A	ASCII	<STX>sRN{SPC}DeviceTime<ETX>
	Hex	02 73 52 4E 20 44 65 76 69 63 65 54 69 6D 65 03
CoLa B	Binary	02 02 02 02 00 00 00 0E 73 52 4E 20 44 65 76 69 63 65 54 69 6D 65 42

Table 132: Example: sRN DeviceTime



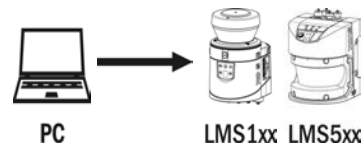
Telegram structure: sRA DeviceTime						
Telegram part	Description	Variable	Length	Sensor	Values CoLa A (ASCII)	Values CoLa B (Binary)
Command type	Answer	String	3	All	sRA	73 52 41
Command	Timer of device	String	10	All	DeviceTime	44 65 76 69 63 65 54 69 6D 65
Device time	Time	Uint_32	4	All	0d ... +9999d (0h ... 270Fh)	00 00 00 00 ... 00 00 27 0F

Table 133: Telegram structure: sRA DeviceTime

Example: sRA DeviceTime 0

CoLa A	ASCII	<STX>sRA{SPC}DeviceTime{SPC}0<ETX>
	Hex	0273 52 41 20 44 65 76 69 63 65 54 69 6D 65 20 00 03
CoLa B	Binary	02 02 02 02 00 00 00 10 73 52 41 20 44 65 76 69 63 65 54 69 6D 65 00 00 00 00 6D

Table 134: Example: sRA DeviceTime 0

4.4.4 Set NTP (Network Time Protocol) parameters**Set time synchronization**

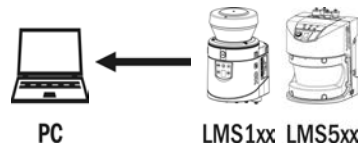
Telegram structure: sWN TSCRole (Authorized client)						
Telegram part	Description	Variable	Length	Sensor	Values CoLa A (ASCII)	Values CoLa B (Binary)
Command type	Write	String	3	All	sWN	73 57 4E
Command	Set NTP role	String	7	All	TSCRole	54 53 43 52 6F 6C 65
Variable data	NTP role	Uint_8	1	All	None: 0 Client: 1 Server: 2	None: 00 Client: 01 Server: 02

Table 135: Telegram structure: sWN TSCRole

Example: sWN TSCRole

CoLa A	ASCII	<STX>sWN{SPC}TSCRole{SPC}1<ETX>
	Hex	02 73 57 4E 20 54 53 43 52 6F 6C 65 20 31 03
CoLa B	Binary	02 02 02 02 00 00 00 0D 73 57 4E 20 54 53 43 52 6F 6C 65 20 01 1B

Table 136: Example: sWN TSCRole



Telegram structure: sWA TSCRole						
Telegram part	Description	Variable	Length	Sensor	Values CoLa A (ASCII)	Values CoLa B (Binary)
Command type	Answer	String	3	All	sWA	73 57 41
Command	Set NTP role	String	7	All	TSCRole	54 53 43 52 6F 6C 65

Table 137: Telegram structure: sWA TSCRole

Example: sWA TSCRole

CoLa A	ASCII	<STX>sWA{SPC}TSCRole<ETX>
	Hex	02 73 57 41 20 54 53 43 52 6F 6C 65 03
CoLa B	Binary	02 02 02 02 00 00 00 0C 73 57 41 20 54 53 43 52 6F 6C 65 20 15

Table 138: Example: sWA TSCRole

Set time synchronization interface



Telegram structure: sWN TSCTCInterface (Authorized client)						
Telegram part	Description	Variable	Length	Sensor	Values CoLa A (ASCII)	Values CoLa B (Binary)
Command type	Write	String	3	All	sWN	73 57 4E
Command	Set time synchronization interface	String	14	All	TSCTCInterface	54 53 43 54 43 49 6E 74 65 72 66 61 63 65
Variable data	Time synchronization interface data	Uint_8	1	All	Ethernet: 0	Ethernet: 00
					CAN: 1	CAN: 01

Table 139: Telegram structure: sWN TSCTCInterface

Example: sWN TSCTCInterface

CoLa A	ASCII	<STX>sWN{SPC}TSCTCInterface{SPC}0<ETX>
	Hex	02 73 57 4E 20 54 53 43 54 43 49 6E 74 65 72 66 61 63 65 20 30 03
CoLa B	Binary	02 02 02 02 00 00 00 14 73 57 4E 20 54 53 43 54 43 49 6E 74 65 72 66 61 63 65 20 00 7C

Table 140: Example: sWN TSCTCInterface



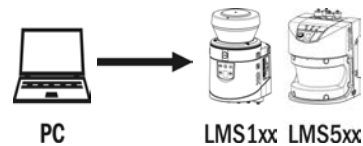
Telegram structure: sWA TSCTCInterface						
Telegram part	Description	Variable	Length	Sensor	Values CoLa A (ASCII)	Values CoLa B (Binary)
Command type	Answer	String	3	All	sWA	73 57 41
Command	Set time synchronization	String	14	All	TSCTCInterface	54 53 43 54 43 49 6E 74 65 72 66 61 63 65

Table 141: Telegram structure: sWA TSCTCInterface

Example: sWA TSCTCInterface

CoLa A	ASCII	<STX>sWA{SPC}TSCTCInterface<ETX>
	Hex	02 73 57 41 20 54 53 43 54 43 49 6E 74 65 72 66 61 63 65 03
CoLa B	Binary	02 02 02 02 00 00 00 13 73 57 41 20 54 53 43 54 43 49 6E 74 65 72 66 61 63 65 20 73

Table 142: Example: sWA TSCTCInterface

Set time server IP address

Telegram structure: sWN TSCTCSrvAddr (Authorized client)						
Telegram part	Description	Variable	Length	Sensor	Values CoLa A (ASCII)	Values CoLa B (Binary)
Command type	Write	String	3	All	sWN	73 57 4E
Command	Set time server IP address	String	12	All	TSCTCSrvAddr	54 53 43 54 43 53 72 76 41 64 64 72
IP address data	Set values in hex	Uint_32	4	All	00 00 00 00h ... FF FF FF FFh (decimal values unwieldy)	00 00 00 00 ... FF FF FF FF

Table 143: Telegram structure: sWN TSCTCSrvAddr

Example: sWN TSCTCSrvAddr 192.168.0.11

CoLa A	ASCII	<STX>sWN{SPC}TSCTCSrvAddr{SPC}C0{SPC}A8{SPC}00{SPC}0B<ETX>
	Hex	02 73 57 4E 20 54 53 43 54 43 53 72 76 41 64 64 72 20 C0 A8 00 0B 03
CoLa B	Binary	02 02 02 02 00 00 00 15 73 57 4E 20 54 53 43 54 43 53 72 76 41 64 64 72 20 C0 A8 00 0B 3E

Table 144: Example: sWN TSCTCSrvAddr 192.168.0.11



Telegram structure: sWA TSCTCSrvAddr						
Telegram part	Description	Variable	Length	Sensor	Values CoLa A (ASCII)	Values CoLa B (Binary)
Command type	Answer	String	3	All	sWA	73 57 41
Command	Set time server IP address	String	12	All	TSCTCSrvAddr	54 53 43 54 43 53 72 76 41 64 64 72

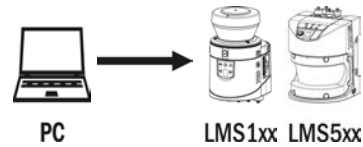
Table 145: Telegram structure: sWA TSCTCSrvAddr

Example: sWA TSCTCSrvAddr

CoLa A	ASCII	<STX>sWA{SPC}TSCTCSrvAddr<ETX>
	Hex	02 73 57 41 20 54 53 43 54 43 53 72 76 41 64 64 72 03
CoLa B	Binary	02 02 02 02 00 00 00 11 73 57 41 20 54 53 43 54 43 53 72 76 41 64 64 72 20 52

Table 146: Example: sWA TSCTCSrvAddr

Set time zone



Telegram structure: sWN TSCTCtimezone (Authorized client)						
Telegram part	Description	Variable	Length	Sensor	Values CoLa A (ASCII)	Values CoLa B (Binary)
Command type	Write	String	3	All	sWN	73 57 4E
Command	Set time zone	String	13	All	TSCTCtimezone	54 53 43 54 43 74 69 6D 65 7A 6F 6E 65
Time zone data	Set values in number of hours relative to GMT, hex specially coded	Int_8	1	All	[GMT + ...] -12d ... +12d (00h ... 18h)	[GMT + ...] 00 ... 18

Table 147: Telegram structure: sWN TSCTCtimezone

Example: sWN TSCTCtimezone GMT + 1 hour

CoLa A	ASCII	<STX>sWN{SPC}TSCTCtimezone{SPC}+1<ETX>
	Hex	02 73 57 4E 20 54 53 43 54 43 74 69 6D 65 7A 6F 6E 65 20 0D 03
CoLa B	Binary	02 02 02 02 00 00 00 13 73 57 4E 20 54 53 43 54 43 74 69 6D 65 7A 6F 6E 65 20 0D 3F

Table 148: Example: sWN TSCTCtimezone GMT + 1 hour



Telegram structure: sWA TSCTCtimezone						
Telegram part	Description	Variable	Length	Sensor	Values CoLa A (ASCII)	Values CoLa B (Binary)
Command type	Answer	String	3	All	sWA	73 57 41
Command	Set time zone	String	13	All	TSCTCtimezone	54 53 43 54 43 74 69 6D 65 7A 6F 6E 65

Table 149: Telegram structure: sWA TSCTCtimezone

Example: sWA TSCTCtimezone

CoLa A	ASCII	<STX>sWA{SPC}TSCTCtimezone<ETX>
	Hex	02 73 57 41 20 54 53 43 54 43 74 69 6D 65 7A 6F 6E 65 03
CoLa B	Binary	02 02 02 02 00 00 00 12 73 57 41 20 54 53 43 54 43 74 69 6D 65 7A 6F 6E 65 20 3D

Table 150: Example: sWA TSCTCtimezone

Set update time



Telegram structure: sWN TSCTCupdatetime (Authorized client)						
Telegram part	Description	Variable	Length	Sensor	Values CoLa A (ASCII)	Values CoLa B (Binary)
Command type	Write	String	3	All	sWN	73 57 4E
Command	Set update time of synchronization	String	15	All	TSCTCupdatetime	54 53 43 54 43 75 70 64 61 74 65 74 69 6D 65
Update time of synchronization	Set values in seconds	Uint_32	4	All	+1d ... +3600d (01h ... 0E10h)	00 00 00 00 ... 00 00 0E 10

Table 151: Telegram structure: sWN TSCTCupdatetime

Example: sWN TSCTCupdatetime 600 s

CoLa A	ASCII	<STX>sWN{SPC}TSCTCupdatetime{SPC}+600<ETX>
	Hex	02 73 57 4E 20 54 53 43 54 43 75 70 64 61 74 65 74 69 6D 65 20 02 58 03
CoLa B	Binary	02 02 02 02 00 00 00 18 73 57 4E 20 54 53 43 54 43 75 70 64 61 74 65 74 69 6D 65 20 00 00 02 58 67

Table 152: Example: sWN TSCTCupdatetime 600 s



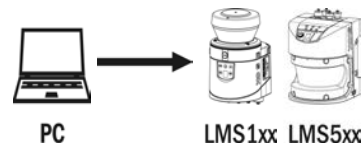
Telegram structure: sWA TSCTCupdatetime						
Telegram part	Description	Variable	Length	Sensor	Values CoLa A (ASCII)	Values CoLa B (Binary)
Command type	Answer	String	3	All	sWA	73 57 41
Command	Set update time of synchronization	String	15	All	TSCTCupdatetime	54 53 43 54 43 75 70 64 61 74 65 74 69 6D 65

Table 153: Telegram structure: sWA TSCTCupdatetime

Example: sWA TSCTCupdatetime

CoLa A	ASCII	<STX>sWA{SPC}TSCTCupdatetime<ETX>
	Hex	02 73 57 41 20 54 53 43 54 43 75 70 64 61 74 65 74 69 6D 65 03
CoLa B	Binary	02 02 02 02 00 00 00 14 73 57 41 20 54 53 43 54 43 75 70 64 61 74 65 74 69 6D 65 20 32

Table 154: Example: sWA TSCTCupdatetime

Read for maximum offset time

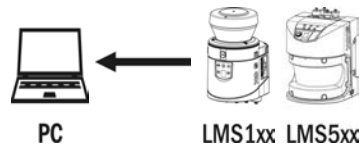
Telegram structure: sRN TSCTCmaxoffset (Authorized client)						
Telegram part	Description	Variable	Length	Sensor	Values CoLa A (ASCII)	Values CoLa B (Binary)
Command type	Read	String	3	All	sRN	73 52 4E
Command	Read maximum offset time	String	14	All	TSCTCmaxoffset	54 53 43 54 43 6D 61 78 6F 66 66 73 65 74

Table 155: Telegram structure: sRN TSCTCmaxoffset

Example: sRN TSCTCmaxoffset

CoLa A	ASCII	<STX>sRN{SPC}TSCTCmaxoffset<ETX>
	Hex	02 73 52 4E 20 54 53 43 54 43 6D 61 78 6F 66 66 73 65 74 03
CoLa B	Binary	02 02 02 02 00 00 00 12 73 52 4E 20 54 53 43 54 43 6D 61 78 6F 66 66 73 65 74 65

Table 156: Example: sRN TSCTCmaxoffset



Telegram structure: sRA TSCTCmaxoffset						
Telegram part	Description	Variable	Length	Sensor	Values CoLa A (ASCII)	Values CoLa B (Binary)
Command type	Answer	String	3	All	sRA	73 52 41
Command	Read maximum offset time	String	14	All	TSCTCmaxoffset	54 53 43 54 43 6D 61 78 6F 66 66 73 65 74
Max. offset time	[Seconds as float according to IEEE754]	Real	4	All	0h ... FFFFFFFFh Min Value ~ -3.403*10 ³⁸ s Max Value ~+3.403*10 ³⁸ s	00 00 00 00 ... FF FF FF FF

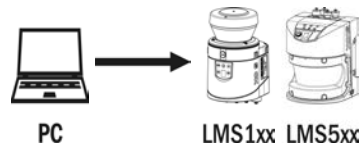
Table 157: Telegram structure: sRA TSCTCmaxoffset

Example: sRA TSCTCmaxoffset (18000 s)

CoLa A	ASCII	<STX>sRA{SPC}TSCTCmaxoffset{SPC}468CA000<ETX>
	Hex	02 73 52 41 20 54 53 43 54 43 6D 61 78 6F 66 66 73 65 74 20 46 8C A0 00 03
CoLa B	Binary	02 02 02 02 00 00 00 17 73 52 41 20 54 53 43 54 43 6D 61 78 6F 66 66 73 65 74 20 46 8C A0 00 20

Table 158: Example: sRA TSCTCmaxoffset 18000 s

Read for delay time



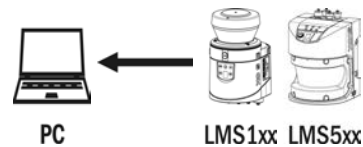
Telegram structure: sRN TSCTCdelay (Authorized client)						
Telegram part	Description	Variable	Length	Sensor	Values CoLa A (ASCII)	Values CoLa B (Binary)
Command type	Read	String	3	All	sRN	73 52 4E
Command	Read delay time	String	10	All	TSCTCdelay	54 53 43 54 43 64 65 6C 61 79

Table 159: Telegram structure: sRN TSCTCdelay

Example: sRN TSCTCdelay

CoLa A	ASCII	<STX>sRN{SPC}TSCTCdelay<ETX>
	Hex	02 73 52 4E 20 54 53 43 54 43 64 65 6C 61 79 03
CoLa B	Binary	02 02 02 02 00 00 00 0E 73 52 4E 20 54 53 43 54 43 64 65 6C 61 79 69

Table 160: Example: sRN TSCTCdelay

**Telegram structure: sRA TSCTCdelay**

Telegram part	Description	Variable	Length	Sensor	Values CoLa A (ASCII)	Values CoLa B (Binary)
Command type	Answer	String	3	All	sRA	73 52 41
Command	Read for delay time	String	10	All	TSCTCdelay	54 53 43 54 43 64 65 6C 61 79
Max. offset time	[Seconds as float according to IEEE754]	Real	4	All	0h ... FFFFFFFFh	00 00 00 00 ... FF FF FF FF

Table 161: Telegram structure: sRA TSCTCdelay

Example: sRA TSCTCdelay (0.003 s)

CoLa A	ASCII	<STX>sRA{SPC}TSCTCdelay{SPC}3B435B02<ETX>
	Hex	02 73 52 41 20 54 53 43 54 43 64 65 6C 61 79 20 3B 43 5B 02 03
CoLa B	Binary	02 02 02 02 00 00 00 13 73 52 41 20 54 53 43 54 43 64 65 6C 61 79 20 3B 43 5B 02 67

Table 162: Example: sRA TSCTCdelay 0.003 s

Reset maximum offset time

This command resets the maximum offset time, i.e. sets it to zero (0).



Telegram structure: sMN mResetMaxOff (Authorized client)						
Telegram part	Description	Variable	Length	Sensor	Values CoLa A (ASCII)	Values CoLa B (Binary)
Command type	Method	String	3	All	sMN	73 4D 4E
Command	Reset maximum offset time	String	12	All	mResetMaxOff	6D 52 65 73 65 74 4D 61 78 4F 66 66

Table 163: Telegram structure: sMN mResetMaxOff

Example: sMN mResetMaxOff

CoLa A	ASCII	<STX>sMN{SPC}mResetMaxOff<ETX>
	Hex	02 73 4D 4E 20 6D 52 65 73 65 74 4D 61 78 4F 66 66 03
CoLa B	Binary	02 02 02 02 00 00 00 10 73 4D 4E 20 6D 52 65 73 65 74 4D 61 78 4F 66 66 73

Table 164: Example: sMN mResetMaxOff



Telegram structure: sAN mResetMaxOff						
Telegram part	Description	Variable	Length	Sensor	Values CoLa A (ASCII)	Values CoLa B (Binary)
Command type	Answer	String	3	All	sAN	73 41 4E
Command	Read maximum offset time	String	12	All	mResetMaxOff	6D 52 65 73 65 74 4D 61 78 4F 66 66

Table 165: Telegram structure: sAN mResetMaxOff

Example: sAN mResetMaxOff

CoLa A	ASCII	<STX>sAN{SPC}mResetMaxOff<ETX>
	Hex	02 73 41 4E 20 6D 52 65 73 65 74 4D 61 78 4F 66 66 03
CoLa B	Binary	02 02 02 02 00 00 00 11 73 41 4E 20 6D 52 65 73 65 74 4D 61 78 4F 66 66 20 5F

Table 166: Example: sAN mResetMaxOff

4.5 Filter

4.5.1 Set particle filter



Telegram structure: sWN LFPparticle (Authorized client)						
Telegram part	Description	Variable	Length	Sensor	Values CoLa A (ASCII)	Values CoLa B (Binary)
Command type	Write	String	3	All	sWN	73 57 4E
Command	Set particle filter	String	11	All	LFPparticle	4C 46 50 70 61 72 74 69 63 6C 65
Status code	Code number	Bool_1	1	All	Inactive: 0 Active: 1	Inactive: 00 Active: 01
Threshold ⁵⁾	Particle threshold in mm	Uint_16	2	All	+500d (must be taken) (1F4h)	01 F4 (must be taken)

Table 167: Telegram structure: sWN LFPparticle

Example: sWN LFPparticle

CoLa A	ASCII	<STX>sWN{SPC}LFPparticle{SPC}1{SPC}+500<ETX>
	Hex	02 73 57 4E 20 4C 46 50 70 61 72 74 69 63 6C 65 20 31 20 2B 35 30 30 03
CoLa B	Binary	02 02 02 02 00 00 00 00 13 73 57 4E 20 4C 46 50 70 61 72 74 69 63 6C 65 20 01 01 F4 D0

Table 168: Example: sWN LFPparticle



Telegram structure: sWA LFPparticle						
Telegram part	Description	Variable	Length	Sensor	Values CoLa A (ASCII)	Values CoLa B (Binary)
Command type	Answer	String	3	All	sWA	73 57 41
Command	Set particle filter	String	11	All	LFPparticle	4C 46 50 70 61 72 74 69 63 6C 65

Table 169: Telegram structure: sWA LFPparticle

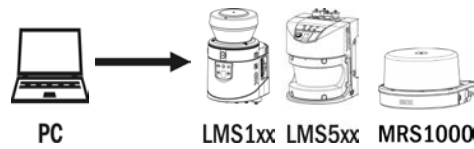
⁵⁾ Never change the threshold here, it is taken by the device to handle the particles.

Example: sWA LFPparticle

CoLa A	ASCII	<STX>sWA{SPC}LFPparticle<ETX>
	Hex	02 73 57 41 20 4C 46 50 70 61 72 74 69 63 6C 65 03
CoLa B	Binary	02 02 02 02 00 00 00 10 73 57 41 20 4C 46 50 70 61 72 74 69 63 6C 65 20 2B

Table 170: Example: sWA LFPparticle

4.5.2 Set mean filter



Telegram structure: sWN LFPmeanfilter (Authorized client)						
Telegram part	Description	Variable	Length	Sensor	Values CoLa A (ASCII)	Values CoLa B (Binary)
Command type	Write	String	3	All	sWN	73 57 4E
Command	Set mean filter	String	13	All	LFPmeanfilter	4C 46 50 6D 65 61 6E 66 69 6C 74 65 72
Status code	Code number	Bool_1	1	All	Inactive: 0 Active: 1	Inactive: 00 Active: 01
Number of scans	Number	Uint_16	2	All	+2d ... +100d (00 02h ... 00 64h)	00 02 ... 00 64
Final part	Reserved	Enum_8	1	All	0	00

Table 171: Telegram structure: sWN LFPmeanfilter

Example: sWN LFPmeanfilter

CoLa A	ASCII	<STX>sWN{SPC}LFPmeanfilter{SPC}1{SPC}+10{SPC}0<ETX>
	Hex	02 73 57 4E 20 4C 46 50 6D 65 61 6E 66 69 6C 74 65 72 20 31 20 2B 31 30 20 30 03
CoLa B	Binary	02 02 02 02 00 00 00 16 73 57 4E 20 4C 46 50 6D 65 61 6E 66 69 6C 74 65 72 20 01 00 64 00 52

Table 172: Example: sWN LFPmeanfilter



Telegram structure: sWA LFPmeanfilter						
Telegram part	Description	Variable	Length	Sensor	Values CoLa A (ASCII)	Values CoLa B (Binary)
Command type	Answer	String	3	All	sWA	73 57 41
Command	Set mean filter	String	13	All	LFPmeanfilter	4C 46 50 6D 65 61 6E 66 69 6C 74 65 72

Table 173: Telegram structure: sWA LFPmeanfilter

Example: sWA LFPmeanfilter

CoLa A	ASCII	<STX>sWA{SPC}LFPmeanfilter<ETX>
	Hex	02 73 57 41 20 4C 46 50 6D 65 61 6E 66 69 6C 74 65 72 03
CoLa B	Binary	02 02 02 02 00 00 00 12 73 57 41 20 4C 46 50 6D 65 61 6E 66 69 6C 74 65 72 38

Table 174: Example: sWA LFPmeanfilter

4.5.3 Set n-pulse to 1-pulse filter (Echo filter)

Only LMS1xx, for LMS5xx take the echo filter.



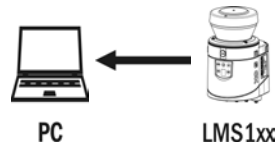
Telegram structure: sWN LFPnto1filter (Authorized client)						
Telegram part	Description	Variable	Length	Sensor	Values CoLa A (ASCII)	Values CoLa B (Binary)
Command type	Write	String	3	LMS1xx	sWN	73 57 4E
Command	Set n-to-1 filter	String	13	LMS1xx	LFPnto1filter	4C 46 50 6E 74 6F 31 66 69 6C 74 65 72
Status code	Code number	Bool_1	1	LMS1xx	Inactive: 0 Active: 1	Inactive: 00 Active: 01

Table 175: Telegram structure: sWN LFPnto1filter

Example: sWN LFPnto1filter

CoLa A	ASCII	<STX>sWN{SPC}LFPnto1filter{SPC}1<ETX>
	Hex	02 73 57 4E 20 4C 46 50 6E 74 6F 31 66 69 6C 74 65 72 20 31 03
CoLa B	Binary	02 02 02 02 00 00 00 13 73 57 4E 20 4C 46 50 6E 74 6F 31 66 69 6C 74 65 72 20 01 75

Table 176: Example: sWN LFPnto1filter



Telegram structure: sWA LFPnto1filter						
Telegram part	Description	Variable	Length	Sensor	Values CoLa A (ASCII)	Values CoLa B (Binary)
Command type	Answer	String	3	LMS1xx	sWA	73 57 41
Command	Set n-to-1 filter	String	13	LMS1xx	LFPnto1filter	4C 46 50 6E 74 6F 31 66 69 6C 74 65 72

Table 177: Telegram structure: sWA LFPnto1filter

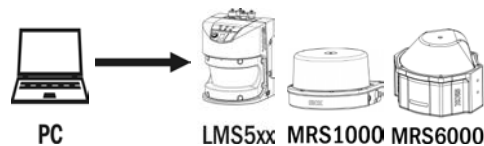
Example: sWA LFPnto1filter

CoLa A	ASCII	<STX>sWA{SPC}LFPnto1filter<ETX>
	Hex	02 73 57 41 20 4C 46 50 6E 74 6F 31 66 69 6C 74 65 72 03
CoLa B	Binary	02 02 02 02 00 00 00 12 73 57 41 20 4C 46 50 6E 74 6F 31 66 69 6C 74 65 72 7B

Table 178: Example: sWA LFPnto1filter

4.5.4 Set echo filter

Only LMS5xx, for LMS1xx take the n-pulse to 1-pulse filter.



Telegram structure: sWN FREchoFilter (Authorized client)						
Telegram part	Description	Variable	Length	Sensor	Values CoLa A (ASCII)	Values CoLa B (Binary)
Command type	Write	String	3	All	sWN	73 57 4E
Command	Set echo filter	String	12	All	FREchoFilter	46 52 45 63 68 6F 46 69

Telegram structure: sWN FREchoFilter (Authorized client)						
Telegram part	Description	Variable	Length	Sensor	Values CoLa A (ASCII)	Values CoLa B (Binary)
						6C 74 65 72
Status code	Code number	Enum_8	1	All	First echo: 0 All echos: 1 Last echo: 2	First echo: 00 All echos: 01 Last echo: 02

Table 179: Telegram structure: sWN FREchoFilter

Example: sWN FREchoFilter

CoLa A	ASCII	<STX>sWN{SPC}FREchoFilter{SPC}1<ETX>				
	Hex	02 73 57 4E 20 46 52 45 63 68 6F 46 69 6C 74 65 72 20 31 03				
CoLa B	Binary	02 02 02 02 00 00 00 12 73 57 4E 20 46 52 45 63 68 6F 46 69 6C 74 65 72 20 01 7E Only available with firmware versions > V1.10.				

Table 180: Example: sWN FREchoFilter



Telegram structure: sWA FREchoFilter						
Telegram part	Description	Variable	Length	Sensor	Values CoLa A (ASCII)	Values CoLa B (Binary)
Command type	Answer	String	3	All	sWA	73 57 41
Command	Set echo filter	String	12	All	FREchoFilter	46 52 45 63 68 6F 46 69 6C 74 65 72

Table 181: Telegram structure: sWA FREchoFilter

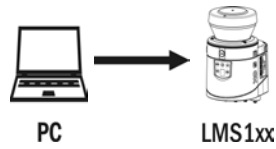
Example: sWa FREchoFilter

CoLa A	ASCII	<STX>sWA{SPC}FREchoFilter<ETX>				
	Hex	02 73 57 41 20 46 52 45 63 68 6F 46 69 6C 74 65 72 03				
CoLa B	Binary	02 02 02 02 00 00 00 11 73 57 41 20 46 52 45 63 68 6F 46 69 6C 74 65 72 20 70 Only available with firmware versions > V1.10 LMS5xx.				

Table 182: Example: sWa FREchoFilter

4.5.5 Set and read fog filter

Set fog filter (LMS1xx)



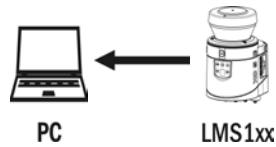
Telegram structure: sWN MSsuppmode (Authorized client)						
Telegram part	Description	Variable	Length	Sensor	Values CoLa A (ASCII)	Values CoLa B (Binary)
Command type	Write	String	3	All	sWN	73 57 4E
Command	Set fog filter	String	10	All	MSsuppmode	4D 53 73 75 70 70 6D 6F 64 65
Status code	Code number	Bool_1	1	All	Glitch: 0 Fog: 1	Glitch: 00 Fog: 01

Table 183: Telegram structure: sWN MSsuppmode

Example: sWN MSsuppmode

CoLa A	ASCII	<STX>sWN[SPC]MSsuppmode[SPC]1<ETX>
	Hex	02 73 57 4E 20 4D 53 73 75 70 70 6D 6F 64 65 20 31 03
CoLa B	Binary	02 02 02 02 00 00 00 10 73 57 4E 20 4D 53 73 75 70 70 6D 6F 64 65 20 01 70

Table 184: Example: sWN MSsuppmode



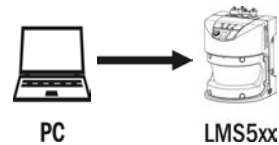
Telegram structure: sWA MSsuppmode						
Telegram part	Description	Variable	Length	Sensor	Values CoLa A (ASCII)	Values CoLa B (Binary)
Command type	Answer	String	3	All	sWA	73 57 41
Command	Set fog filter	String	10	All	MSsuppmode	4D 53 73 75 70 70 6D 6F 64 65

Table 185: Telegram structure: sWA MSsuppmode

Example: sWA MSsuppmode

CoLa A	ASCII	<STX>sWA{SPC}MSsuppmode<ETX>
	Hex	02 73 57 41 20 4D 53 73 75 70 70 6D 6F 64 65 03
CoLa B	Binary	02 02 02 02 00 00 00 0F 73 57 41 20 4D 53 73 75 70 70 6D 6F 64 65 7E

Table 186: Example: sWA MSsuppmode

Set fog filter (LMS5xx)

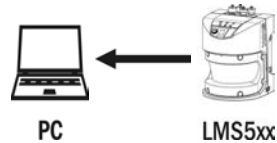
Telegram structure: sWN CLFogFilterEn (Authorized client)						
Telegram part	Description	Variable	Length	Sensor	Values CoLa A (ASCII)	Values CoLa B (Binary)
Command type	Write	String	3	All	sWN	73 57 4E
Command	Enable fog filter	String	13	All	CLFogFilterEn	43 4C 46 6F 67 46 69 6C 74 65 72 45 6E
Status code	Enable or disable fog filter	Bool_1	1	All	Disable: 0 Enable: 1	Disable: 00 Enable: 01

Table 187: Telegram structure: sWN CLFogFilterEn

Example: sWN CLFogFilterEn

CoLa A	ASCII	<STX>sWN{SPC}CLFogFilterEn{SPC}1<ETX>
	Hex	02 73 57 4E 20 43 4C 46 6F 67 46 69 6C 74 65 72 45 6E 20 31 03
CoLa B	Binary	02 02 02 02 00 00 00 13 73 57 4E 20 43 4C 46 6F 67 46 69 6C 74 65 72 45 6E 20 01 21

Table 188: Example: sWN CLFogFilterEn



Telegram structure: sWA CLFogFilterEn						
Telegram part	Description	Variable	Length	Sensor	Values CoLa A (ASCII)	Values CoLa B (Binary)
Command type	Answer	String	3	All	sWA	73 57 41
Command	Enable fog filter	String	13	All	CLFogFilterEn	43 4C 46 6F 67 46 69 6C 74 65 72 45 6E

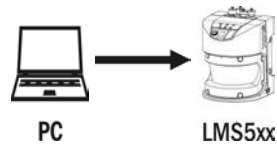
Table 189: Telegram structure: sWA CLFogFilterEn

Example: sWA CLFogFilterEn

CoLa A	ASCII	<STX>sWA{SPC}CLFogFilterEn<ETX>
	Hex	02 73 57 41 20 43 4C 46 6F 67 46 69 6C 74 65 72 45 6E 03
CoLa B	Binary	02 02 02 02 00 00 00 12 73 57 41 20 43 4C 46 6F 67 46 69 6C 74 65 72 45 6E 20 2F

Table 190: Example: sWA CLFogFilterEn

Read for enabled fog filter (LMS5xx)



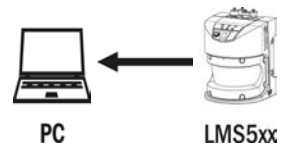
Telegram structure: sRN CLFogFilterEn						
Telegram part	Description	Variable	Length	Sensor	Values CoLa A (ASCII)	Values CoLa B (Binary)
Command type	Read	String	3	All	sRN	73 52 4E
Command	Enabled fog filter	String	13	All	CLFogFilterEn	43 4C 46 6F 67 46 69 6C 74 65 72 45 6E

Table 191: Telegram structure: sRN CLFogFilterEn

Example: sRN CLFogFilterEn

CoLa A	ASCII	<STX>sRN{SPC}CLFogFilterEn<ETX>
	Hex	02 73 52 4E 20 43 4C 46 6F 67 46 69 6C 74 65 72 45 6E 03
CoLa B	Binary	02 02 02 02 00 00 00 11 73 52 4E 20 43 4C 46 6F 67 46 69 6C 74 65 72 45 6E 05

Table 192: Example: sRN CLFogFilterEn



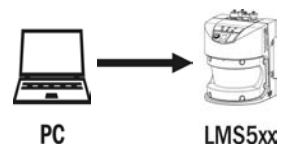
Telegram structure: sRA CLFogFilterEn						
Telegram part	Description	Variable	Length	Sensor	Values CoLa A (ASCII)	Values CoLa B (Binary)
Command type	Answer	String	3	All	sRA	73 52 41
Command	Enabled fog filter	String	13	All	CLFogFilterEn	43 4C 46 6F 67 46 69 6C 74 65 72 45 6E
Status code	Fog filter enabled or disabled	Bool_1	1	All	Disabled: 0 Enabled: 1	Disabled: 00 Enabled: 01

Table 193: Telegram structure: sRA CLFogFilterEn

Example: sRA CLFogFilterEn

CoLa A	ASCII	<STX>sRA{SPC}CLFogFilterEn{SPC}1<ETX>
	Hex	02 73 52 41 20 43 4C 46 6F 67 46 69 6C 74 65 72 45 6E 20 01 03
CoLa B	Binary	02 02 02 02 00 00 00 13 73 52 41 20 43 4C 46 6F 67 46 69 6C 74 65 72 45 6E 20 01 2B

Table 194: Example: sRA CLFogFilterEn

Set sensitivity fog filter (LMS5xx)

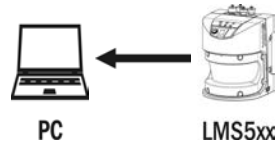
Telegram structure: sWN MCSenseLevel (Authorized client)						
Telegram part	Description	Variable	Length	Sensor	Values CoLa A (ASCII)	Values CoLa B (Binary)
Command type	Write	String	3	All	sWN	73 57 4E
Command	Sense level	String	12	All	MCSenseLevel	4D 43 53 65 6E 73 65 4C 65 76 65 6C
Sensitivity level		Uint_8	1	All	1 ... 6	01 ... 06

Table 195: Telegram structure: sWN MCSenseLevel

Example: sWN MCSenseLevel

CoLa A	ASCII	<STX>sWN{SPC}MCSenseLevel{SPC}1<ETX>
	Hex	02 73 57 4E 20 4D 43 53 65 6E 73 65 4C 65 76 65 6C 20 31 03
CoLa B	Binary	02 02 02 02 00 00 00 10 73 57 4E 20 4D 43 53 65 6E 73 65 4C 65 76 65 6C 20 01 70

Table 196: Example: sWN MCSenseLevel



Telegram structure: sWA MCSenseLevel						
Telegram part	Description	Variable	Length	Sensor	Values CoLa A (ASCII)	Values CoLa B (Binary)
Command type	Answer	String	3	All	sWA	73 57 41
Command	Sense level	String	12	All	MCSenseLevel	4D 43 53 65 6E 73 65 4C 65 76 65 6C

Table 197: Telegram structure: sWA MCSenseLevel

Example: sWA MCSenseLevel

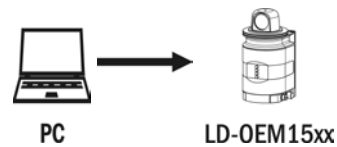
CoLa A	ASCII	<STX>sWA{SPC}MCSenseLevel<ETX>
	Hex	02 73 57 41 20 4D 43 53 65 6E 73 65 4C 65 76 65 6C 20 03
CoLa B	Binary	02 02 02 02 00 00 00 0F 73 57 41 20 4D 43 53 65 6E 73 65 4C 65 76 65 6C 20 7E

Table 198: Example: sWA MCSenseLevel

4.5.6 Enable/disable digital nearfield filter

Activates or deactivates the nearfield filter of the LD series.

Do not change the setting on LD-LRS XXXX !



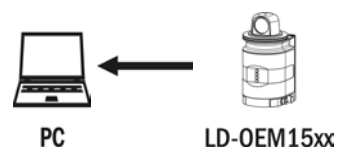
Telegram structure: sWN CLNFDigFilterEn (Authorized client)						
Telegram part	Description	Variable	Length	Sensor	Values CoLa A (ASCII)	Values CoLa B (Binary)
Command type	Write	String	3	All	sWN	73 57 4E
Command	Digital nearfield filter	String	15	All	CLNFDigFilterEn	43 4C 4E 46 44 69 67 46 69 6C 74 65 72 45 6E
Status code	Code number	Bool_1	1	All	Inactive: 0 Active: 1	Inactive: 00 Active: 01

Table 199: Telegram structure: sWN CLNFDigFilterEn

Example: sWN CLNFDigFilterEn

CoLa A	ASCII	<STX>sWN{SPC}CLNFDigFilterEn{SPC}1<ETX>
	Hex	02 73 57 4E 20 43 4C 4E 46 44 69 67 46 69 6C 74 65 72 45 6E 20 31 03
CoLa B	Binary	02 02 02 02 00 00 00 16 73 57 4E 20 43 4C 4E 46 44 69 67 46 69 6C 74 65 72 45 6E 20 01 51

Table 200: Example: sWN CLNFDigFilterEn



Telegram structure: sWA CLNFDigFilterEn						
Telegram part	Description	Variable	Length	Sensor	Values CoLa A (ASCII)	Values CoLa B (Binary)
Command type	Answer	String	3	All	sWA	73 57 41
Command	Digital nearfield filter	String	15	All	CLNFDigFilterEn	43 4C 4E 46 44 69 67 46 69 6C 74 65 72 45 6E

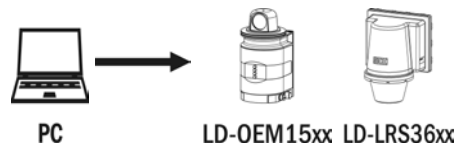
Table 201: Telegram structure: sWA CLNFDigFilterEn

Example: sWA CLNFDigFilterEn

CoLa A	ASCII	<STX>sWA{SPC}CLNFDigFilterEn<ETX>
	Hex	02 73 57 41 20 43 4C 4E 46 44 69 67 46 69 6C 74 65 72 45 6E 03
CoLa B	Binary	02 02 02 02 00 00 00 13 73 57 41 20 43 4C 4E 46 44 69 67 46 69 6C 74 65 72 45 6E 03

Table 202: Example: sWA CLNFDigFilterEn

4.5.7 Set digital nearfield filter sector selection



Do not change the setting on LD-LRS XXXX !

**Telegram structure: sWN CLHWFilterSectEn
(Authorized client)**

Telegram part	Description	Variable	Length	Sensor	Values CoLa A (ASCII)	Values CoLa B (Binary)
Command type	Write	String	3	All	sWN	73 57 4E
Command	Sector function	String	16	All	CLHWFilterSectEn	43 4C 48 57 46 69 6C 74 65 72 53 65 63 74 45 6E
Status code	Active sector vector	Bool_1	4 × 1	All	Active in none of the sectors: 0 0 0 0 Active in all sectors: 1 1 1 1	Active in none of the sectors: 00 00 00 00 Active in all sectors: 01 01 01 01

Table 203: Telegram structure: sWN CLHWFilterSectEn

Example: sWN CLHWFilterSectEn

Enable Nearfield Suppression for sector 1, disable for sectors 2, 3 and 4.

CoLa A	ASCII	<STX>sWN{SPC}CLHWFilterSectEn{SPC}1{SPC}0{SPC}0{SPC}0<ETX>
	Hex	02 73 57 4E 20 43 4C 48 57 46 69 6C 74 65 72 53 65 63 74 45 6E 20 31 20 30 20 30 20 30 03
CoLa B	Binary	02 02 02 02 00 00 00 19 73 57 4E 20 43 4C 48 57 46 69 6C 74 65 72 53 65 63 74 45 6E 20 31 30 30 30 51

Table 204: Example: sWN CLHWFilterSectEn 1 0 0 0



Telegram structure: sWA CLHWFilterSectEn						
Telegram part	Description	Variable	Length	Sensor	Values CoLa A (ASCII)	Values CoLa B (Binary)
Command type	Answer	String	3	All	sWA	73 57 41
Command	Sector function	String	16	All	CLHWFilterSectEn	43 4C 48 57 46 69 6C 74 65 72 53 65 63 74 45 6E

Table 205: Telegram structure: sWA CLHWFilterSectEn

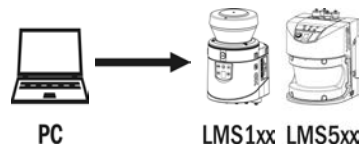
Example: sWA CLHWFilterSectEn

CoLa A	ASCII	<STX>sWA{SPC}CLHWFilterSectEn<ETX>
	Hex	02 73 57 41 20 43 4C 48 57 46 69 6C 74 65 72 53 65 63 74 45 6E 03
CoLa B	Binary	02 02 02 02 00 00 00 15 73 57 41 20 43 4C 48 57 46 69 6C 74 65 72 53 65 63 74 45 6E 20 5F

Table 206: Example: sWA CLHWFilterSectEn

4.6 Encoder

4.6.1 Set increment source



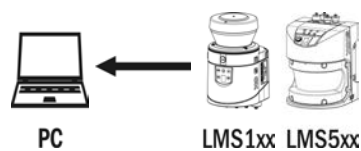
Telegram structure: sWN LICsrc (Authorized client)						
Telegram part	Description	Variable	Length	Sensor	Values CoLa A (ASCII)	Values CoLa B (Binary)
Command type	Write	String	3	All	sWN	73 57 4E
Command	Set increment source	String	6	All	LICsrc	4C 49 43 73 72 63
Increment source		Enum_8	1	All	Fixed speed: 0 Encoder: 1	Fixed speed: 00 Encoder: 01

Table 207: Telegram structure: sWN LICsrc

Example: sWN LICsrc

CoLa A	ASCII	<STX>sWN[SPC]LICsrc[SPC]0<ETX>
	Hex	02 73 57 4E 20 4C 49 43 73 72 63 20 30 03
CoLa B	Binary	02 02 02 02 00 00 00 0C 73 57 4E 20 4C 49 43 73 72 63 20 01 4F

Table 208: Example: sWN LICsrc



Telegram structure: sWA LICsrc						
Telegram part	Description	Variable	Length	Sensor	Values CoLa A (ASCII)	Values CoLa B (Binary)
Command type	Answer	String	3	All	sWA	73 57 41
Command	Set increment source	String	6	All	LICsrc	4C 49 43 73 72 63

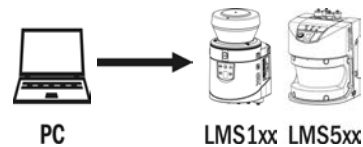
Table 209: Telegram structure: sWA LICsrc

Example: sWA LICsrc

CoLa A	ASCII	<STX>sWA{SPC}LICsrc<ETX>
	Hex	02 73 57 41 20 4C 49 43 73 72 63 03
CoLa B	Binary	02 02 02 02 00 00 00 0B 73 57 41 20 4C 49 43 73 72 63 41

Table 210: Example: sWA LICsrc

4.6.2 Set encoder settings



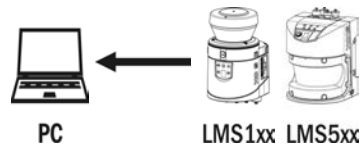
Telegram structure: sWN LICencset (Authorized client)						
Telegram part	Description	Variable	Length	Sensor	Values CoLa A (ASCII)	Values CoLa B (Binary)
Command type	Write	String	3	All	sWN	73 57 4E
Command	Encoder settings	String	9	All	LICencset	4C 49 43 65 6E 63 73 65 74
Encoder setting		Enum_8	1	All	Off: 0 Single increment/INC1: 1 Direction recognition (phase): 2 Direction recognition (level): 3	Off: 00 Single increment/INC1: 01 Direction recognition (phase): 02 Direction recognition (level): 03

Table 211: Telegram structure: sWN LICencset

Example: sWN LICencset

CoLa A	ASCII	<STX>sWN{SPC}LICencset{SPC}0<ETX>
	Hex	02 73 57 4E 20 4C 49 43 65 6E 63 73 65 74 20 30 03
CoLa B	Binary	02 02 02 02 00 00 00 0F 73 57 4E 20 4C 49 43 65 6E 63 73 65 74 20 03 25

Table 212: Example: sWN LICencset



Telegram structure: sWA LICencset						
Telegram part	Description	Variable	Length	Sensor	Values CoLa A (ASCII)	Values CoLa B (Binary)
Command type	Answer	String	3	All	sWA	73 57 41
Command	Encoder settings	String	9	All	LICencset	4C 49 43 65 6E 63 73 65 74

Table 213: Telegram structure: sWA LICencset

Example: sWA LICencset

CoLa A	ASCII	<STX>sWA{SPC}LICencset<ETX>
	Hex	02 73 57 41 20 4C 49 43 65 6E 63 73 65 74 03
CoLa B	Binary	02 02 02 02 00 00 00 0E 73 57 41 20 4C 49 43 65 6E 63 73 65 74 29

Table 214: Example: sWA LICencset

4.6.3 Set encoder resolution



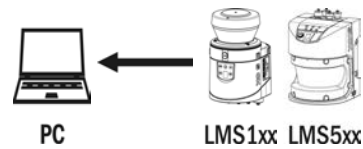
Telegram structure: sWN LICencres (Authorized client)						
Telegram part	Description	Variable	Length	Sensor	Values CoLa A (ASCII)	Values CoLa B (Binary)
Command type	Write	String	3	All	sWN	73 57 4E
Command	Set encoder resolution	String	9	All	LICencres	4C 49 43 65 6E 63 72 65 73
Encoder resolution	Resolution value in mm/Inc as float according to IEEE754	Real	4	All	+0.001d ... +2000d	3A 83 12 6F ... 44 FA 00 00 (see IEEE 754)

Table 215: Telegram structure: sWN LICencres

Example: sWN LICencres

CoLa A	ASCII	<STX>sWN{SPC}LICencres{SPC}+1000<ETX>
	Hex	02 73 57 4E 20 4C 49 43 65 6E 63 72 65 73 20 2B 31 30 30 30 03
CoLa B	Binary	02 02 02 02 00 00 00 10 73 57 4E 20 4C 49 43 65 6E 63 72 65 73 20 44 7A 00 00 1E

Table 216: Example: sWN LICencres

**Telegram structure: sWA LICencres**

Telegram part	Description	Variable	Length	Sensor	Values CoLa A (ASCII)	Values CoLa B (Binary)
Command type	Answer	String	3	All	sWA	73 57 41
Command	Set encoder resolution	String	9	All	LICencres	4C 49 43 65 6E 63 72 65 73

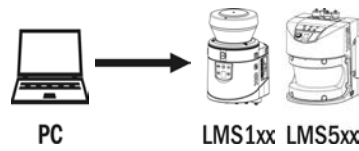
Table 217: Telegram structure: sWA LICencres

Example: sWA LICencres

CoLa A	ASCII	<STX>sWA{SPC}LICencres<ETX>
	Hex	02 73 57 41 20 4C 49 43 65 6E 63 72 65 73 03
CoLa B	Binary	02 02 02 02 00 00 00 0D 73 57 41 20 4C 49 43 65 6E 63 72 65 73 00

Table 218: Example: sWA LICencres

4.6.4 Set fixed speed



Telegram structure: sWN LICFixVel (Authorized client)						
Telegram part	Description	Variable	Length	Sensor	Values CoLa A (ASCII)	Values CoLa B (Binary)
Command type	Write	String	3	All	sWN	73 57 4E
Command	Set fixed speed	String	9	All	LICFixVel	4C 49 43 46 69 78 56 65 6C
Fixed speed	Speed in m/s as float according to IEEE754	Real	4	All	+0.001d ... +10.0d	3A 83 12 6F... 41 20 00 00

Table 219: Telegram structure: sWN LICFixVel

Example: sWN LICFixVel

CoLa A	ASCII	<STX>sWN{SPC}LICFixVel{SPC}+5<ETX>
	Hex	02 73 57 4E 20 4C 49 43 46 69 78 56 65 6C 20 2B 35 03
CoLa B	Binary	02 02 02 02 00 00 00 0B 73 57 4E 20 4C 49 43 46 69 78 56 65 6C 20 40 A0 00 00 C4

Table 220: Example: sWN LICFixVel



Telegram structure: sWA LICFixVel						
Telegram part	Description	Variable	Length	Sensor	Values CoLa A (ASCII)	Values CoLa B (Binary)
Command type	Answer	String	3	All	sWA	73 57 41
Command	Set fixed speed	String	9	All	LICFixVel	4C 49 43 46 69 78 56 65 6C

Table 221: Telegram structure: sWA LICFixVel

Example: sWA LICFixVel

CoLa A	ASCII	<STX>sWA{SPC}LICFixVel<ETX>
	Hex	02 73 57 41 20 4C 49 43 46 69 78 56 65 6C 03

CoLa B	Binary	02 02 02 02 00 00 00 0D 73 57 41 20 4C 49 43 46 69 78 56 65 6C 0B
--------	--------	---

Table 222: Example: sWA LICFixVel

4.6.5 Read speed threshold



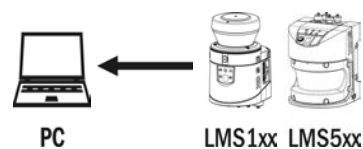
Telegram structure: sRN LICSpTh						
Telegram part	Description	Variable	Length	Sensor	Values CoLa A (ASCII)	Values CoLa B (Binary)
Command type	Read	String	3	All	sRN	73 52 4E
Command	Read speed threshold	String	7	All	LICSpTh	4C 49 43 53 70 54 68

Table 223: Telegram structure: sRN LICSpTh

Example: sRN LICSpTh

CoLa A	ASCII	<STX>sRN{SPC}LICSpTh<ETX>
	Hex	02 73 52 4E 20 4C 49 43 53 70 54 68 03
CoLa B	Binary	02 02 02 02 00 00 00 0D 73 52 4E 20 4C 49 43 53 70 54 68 16

Table 224: Example: sRN LICSpTh



Telegram structure: sRA LICSpTh						
Telegram part	Description	Variable	Length	Sensor	Values CoLa A (ASCII)	Values CoLa B (Binary)
Command type	Answer	String	3	All	sRA	73 52 41
Command	Speed threshold	String	7	All	LICSpTh	4C 49 43 53 70 54 68
Speed threshold	Speed threshold in %	Uint_8	2	All	+1d ... +20d (01h ... 14h)	01 ... 14

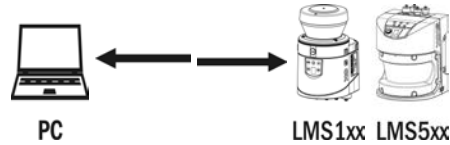
Table 225: Telegram structure: sRA LICSpTh

Example: sRA LICSpTh

CoLa A	ASCII	<STX>sRA{SPC}LICSpTh{SPC}5<ETX>
	Hex	02 73 52 41 20 4C 49 43 53 70 54 68 20 35 03
CoLa B	Binary	02 02 02 02 00 00 00 0D 73 52 41 20 4C 49 43 53 70 54 68 20 05 3C

Table 226: Example: sRA LICSpTh

4.6.6 Read encoder speed



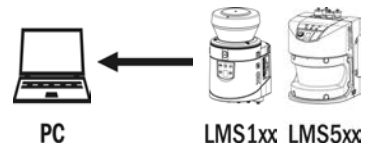
Telegram structure: sRN LICencsp						
Telegram part	Description	Variable	Length	Sensor	Values CoLa A (ASCII)	Values CoLa B (Binary)
Command type	Read	String	3	All	sRN	73 52 4E
Command	Read encoder speed	String	8	All	LICencsp	4C 49 43 65 6E 63 73 70

Table 227: Telegram structure: sRN LICencsp

Example: sRN LICencsp

CoLa A	ASCII	<STX>sRN{SPC}LICencsp <ETX>
	Hex	02 73 52 4E 20 4C 49 43 65 6C 63 73 70 03
CoLa B	Binary	02 02 02 02 00 00 00 11 73 52 4E 20 4C 49 43 65 6E 63 73 70 62

Table 228: Example: sRN LICencsp



Telegram structure: sRA LICensp						
Telegram part	Description	Variable	Length	Sensor	Values CoLa A (ASCII)	Values CoLa B (Binary)
Command type	Answer	String	3	All	sRA	73 52 41
Command	Read encoder speed	String	8	All	LICensp	4C 49 43 65 6E 63 73 70
Encoder speed	[Speed in m/s as float according to IEEE754]	Real	4	All	0h ... FFFFFFFFh	00 00 00 00 ... FF FF FF FF

Table 229: Telegram structure: sRA LICensp

Example: sRA LICensp (0 m/s)

CoLa A	ASCII	<STX>sRA{SPC}LICensp{SPC}0<ETX>
	Hex	02 73 52 41 20 4C 49 43 65 6C 63 73 70 20 30 30 30 30 30 30 30 30 03
CoLa B	Binary	02 02 02 02 00 00 00 11 73 52 41 20 4C 49 43 65 6E 63 73 70 20 00 00 00 00 4D

Table 230: Example: sRA LICensp

4.7 Outputs

4.7.1 Read state of the outputs



Telegram structure: sRN LIDoutputstate						
Telegram part	Description	Variable	Length	Sensor	Values CoLa A (ASCII)	Values CoLa B (Binary)
Command type	Read	String	3	All	sRN	73 52 4E
Command	Output state	String	14	All	LIDoutputstate	4C 49 44 6F 75 74 70 75 74 73 74 61 74 65

Table 231: Telegram structure: sRN LIDoutputstate

Example: sRN LIDoutputstate

CoLa A	ASCII	<STX>sRN{SPC}LIDoutputstate<ETX>
	Hex	02 73 52 4E 20 4C 49 44 6F 75 74 70 75 74 73 74 61 74 65 03
CoLa B	Binary	02 02 02 02 00 00 00 12 73 52 4E 20 4C 49 44 6F 75 74 70 75 74 73 74 61 74 65 66

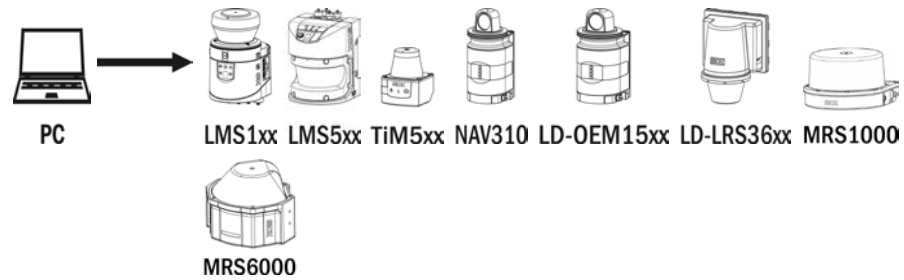
Table 232: Example: sRN LIDoutputstate

Telegram structure: sRA LIDoutputstate						
Telegram part	Description	Variable	Length	Sensor	Values CoLa A (ASCII)	Values CoLa B (Binary)
Find complete telegram structure of the answer in section 4.7.2 „Send outputstate by event “ on page 121.						

Table 233: Telegram structure: sRA LIDoutputstate

4.7.2 Send outputstate by event

Output telegram is sent every time an output state changes.



Telegram structure: sEN LIDoutputstate						
Telegram part	Description	Variable	Length	Sensor	Values CoLa A (ASCII)	Values CoLa B (Binary)
Command type	Event	String	3	All	sEN	73 45 4E
Command	Output state	String	14	All	LIDoutputstate	4C 49 44 6F 75 74 70 75 74 73 74 61 74 65
	Start/stop	Enum_8	1	All	Start: 1 Stop: 0	Start: 01 Stop: 00

Table 234: Telegram structure: sEN LIDoutputstate

Example: sEN LIDoutputstate

CoLa A	ASCII	<STX>sEN{SPC}LIDoutputstate{SPC}1<ETX>
	Hex	02 73 45 4E 20 4C 49 44 6F 75 74 70 75 74 73 74 61 74 65 20 01 03
CoLa B	Binary	02 02 02 02 00 00 00 14 73 45 4E 20 4C 49 44 6F 75 74 70 75 74 73 74 61 74 65 20 31 60

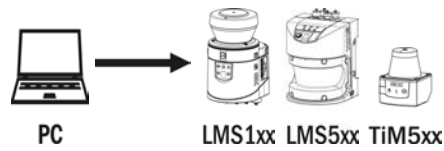
Table 235: Example: sEN LIDoutputstate



Telegram structure: sRA/sSN LIDoutputstate						
Telegram part	Description	Variable	Length	Sensor	Values CoLa A (ASCII)	Values CoLa B (Binary)
Command type	Answer	String	3	All	sRA/sSN	73 52 41 / 73 53 4E
Command	Output state	String	14	All	LIDoutputstate	4C 49 44 6F 75 74 70 75 74 73 74 61 74 65

Telegram structure: sRA/sSN LIDOutputstate						
Telegram part	Description	Variable	Length	Sensor	Values CoLa A (ASCII)	Values CoLa B (Binary)
Status code	Version number	Uint_16	2	All	0 ... FFFFh	00 00 ... FF FF
	System counter (time in μ s since power up max. 71min then starting from 0 again)	Uint_32	4		0 ... FFFFFFFFh	00 00 00 00 ... FF FF FF FF
State of the outputs and count value in hex. (values of an example)	Out1 state	Enum_8	1	All	0 ... 2	00 ... 02
	Out1 count	Uint_32	4		0 ... FFFFFFFFh	00 00 00 00 ... FF FF FF FF
	Out2 state	Enum_8	1	LMS1xx LMS5xx LD-OEM15xx LD-LRS36xx MRS1000 MRS6000	0 ... 2	00 ... 02
	Out2 count	Uint_32	4		0 ... FFFFFFFFh	00 00 00 00 ... FF FF FF FF
	Out3 state	Enum_8	1		0 ... 2	00 ... 02
	Out3 count	Uint_32	4		0 ... FFFFFFFFh	00 00 00 00 ... FF FF FF FF
	Out4 state	Enum_8	1	LMS5xx LD-OEM15xx LD-LRS36xx MRS1000 MRS6000	0 ... 2	00 ... 02
	Out4 count	Uint_32	4		0 ... FFFFFFFFh	00 00 00 00 ... FF FF FF FF
	Out5 state	Enum_8	1		0 ... 2	00 ... 02
	Out5 count	Uint_32	4		0 ... FFFFFFFFh	00 00 00 00 ... FF FF FF FF
	Out6 state	Enum_8	1	MRS1000 MRS6000	0 ... 2	00 ... 02
	Out6 count	Uint_32	4		0 ... FFFFFFFFh	00 00 00 00 ... FF FF FF FF
	Out7 state	Enum_8	1		0 ... 2	00 ... 02
	Out7 count	Uint_32	4		0 ... FFFFFFFFh	00 00 00 00 ... FF FF FF FF
	Out8 state	Enum_8	1	LMS1xx LMS5xx	0 ... 2	00 ... 02
	Out8 count	Uint_32	4		0 ... FFFFFFFFh	00 00 00 00 ... FF FF FF FF
	Ext.Out1 state	Enum_8	1		0 ... 2	00 ... 02
	Ext.Out1 count	Uint_32	4		0 ... FFFFFFFFh	00 00 00 00 ... FF FF FF FF
	Ext.Out2 state	Enum_8	1	LMS1xx LMS5xx	0 ... 2	00 ... 02
	Ext.Out2 count	Uint_32	4		0 ... FFFFFFFFh	00 00 00 00 ... FF FF FF FF
	Ext.Out3 state	Enum_8	1		0 ... 2	00 ... 02
	Ext.Out3 count	Uint_32	4		0 ... FFFFFFFFh	00 00 00 00 ... FF FF FF FF
	Ext.Out4 state	Enum_8	1		0 ... 2	00 ... 02
	Ext.Out4 count	Uint_32	4		0 ... FFFFFFFFh	00 00 00 00 ... FF FF FF FF
	Ext.Out5 state	Enum_8	1		0 ... 2	00 ... 02
	Ext.Out5 count	Uint_32	4		0 ... FFFFFFFFh	00 00 00 00 ... FF FF FF FF
	Ext.Out6 state	Enum_8	1		0 ... 2	00 ... 02
	Ext.Out6 count	Uint_32	4		0 ... FFFFFFFFh	00 00 00 00 ... FF FF FF FF
Ext.Out7 state	Enum_8	1	0 ... 2		00 ... 02	
Ext.Out7 count	Uint_32	4	0 ... FFFFFFFFh		00 00 00 00 ... FF FF FF FF	
Ext.Out8 state	Enum_8	1	0 ... 2		00 ... 02	
Ext.Out8 count	Uint_32	4	0 ... FFFFFFFFh		00 00 00 00 ... FF FF FF FF	

4.7.3 Set output state



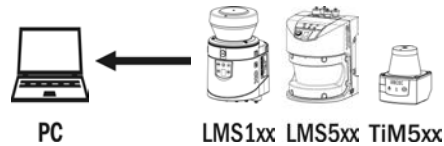
Telegram structure: sMN mDOSetOutput						
Telegram part	Description	Variable	Length	Sensor	Values CoLa A (ASCII)	Values CoLa B (Binary)
Command type	Method	String	3	All	sMN	73 4D 4E
Command	Set output state	String	12	All	mDOSetOutput	6D 44 4F 53 65 74 4F 75 74 70 75 74
Output number		Uint_8	1	LMS1xx	1 ... 3	01 ... 03
				LMS12x	1 ... 2	01 ... 02
				LMS5xx	1 ... 6	01 ... 06
				TiM3xx	1 ... 4	01 ... 04
				TiM5xx	1	01
Output state		Enum_8	1	All	Inactive: 0 Active: 1	Inactive: 00 Active: 01

Table 238: Telegram structure: sMN mDOSetOutput

Example: sMN mDOSetOutput

CoLa A	ASCII	<STX>sMN{SPC}mDOSetOutput{SPC}1{SPC}1<ETX>
	Hex	02 73 4D 4E 20 6D 44 4F 53 65 74 4F 75 74 70 75 74 20 31 20 31 03
CoLa B	Binary	02 02 02 02 00 00 00 00 13 73 4D 4E 20 6D 44 4F 53 65 74 4F 75 74 70 75 74 20 01 01 69

Table 239: Example: sMN mDOSetOutput



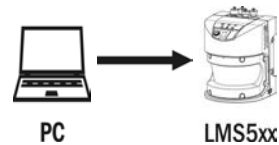
Telegram structure: sAN mDOSetOutput						
Telegram part	Description	Variable	Length	Sensor	Values CoLa A (ASCII)	Values CoLa B (Binary)
Command type	Answer	String	3	All	sAN	73 41 4E
Command	Set output state	String	12	All	mDOSetOutput	6D 44 4F 53 65 74 4F 75 74 70 75 74
Status Code	Status code	Bool_1	1	All	Error: 0 Success: 1	Error: 00 Success: 01

Table 240: Telegram structure: sAN mDOSetOutput

Example: sAN mDOSetOutput

CoLa A	ASCII	<STX>sAN{SPC}mDOSetOutput{SPC}1<ETX>
	Hex	02 73 41 4E 20 6D 44 4F 53 65 74 4F 75 74 70 75 74 20 31 03
CoLa B	Binary	02 02 02 02 00 00 00 12 73 41 4E 20 6D 44 4F 53 65 74 4F 75 74 70 75 74 20 01 67

Table 241: Example: sAN mDOSetOutput

4.7.4 Change output 6/3 function

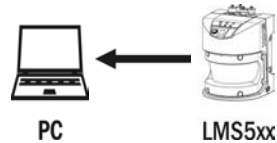
Telegram structure: sWN D06Fnc/sWN D03Fnc (Authorized client)						
Telegram part	Description	Variable	Length	Sensor	Values CoLa A (ASCII)	Values CoLa B (Binary)
Command type	Write	String	3	All	sWN	73 57 4E
Command	Output function	String	6	LMS5xx PRO	D06Fnc	44 4F 36 46 6E 63
				LMS5xx Lite	D03Fnc	44 4F 33 46 6E 63
Output state		Enum_8	1	All	No Function: 0 SOPAS command: 1 Device Ready: 2 Application: 3 Applic./Device Ready: 4 Dev.ready/Contamination: 5 Contamination: 6 Master Synchronisation: 7	Not available

Table 242: Telegram structure PRO: sWN D06Fnc/Lite: sWN D03Fnc

Example: sWN D06Fnc → Set Out6 to Master Synchronisation

CoLa A	ASCII	<STX>sWN{SPC}D06Fnc{SPC}7<ETX>
	Hex	02 73 57 4E 20 44 4F 36 46 6E 63 20 37 03
CoLa B	Binary	Unavailable with current firmware.

Table 243: Example: sWN D06Fnc → Out6 to master sync



Telegram structure: sWA D06Fnc						
Telegram part	Description	Variable	Length	Sensor	Values CoLa A (ASCII)	Values CoLa B (Binary)
Command type	Answer	String	3	All	sWA	73 57 41
Command	Output function	String	6	LMS5xx PRO	D06Fnc	44 4F 36 46 6E 63
				LMS5xx Lite	D03Fnc	44 4F 33 46 6E 63

Table 244: Telegram structure: PRO: sWN D06Fnc/Lite: sWN D03Fnc

Example: sWA D06Fnc

CoLa A	ASCII	<STX>sWA{SPC}D06Fnc<ETX>
	Hex	02 73 57 41 20 44 4F 36 46 6E 63 03
CoLa B	Binary	Not available with firmware V1.10

Table 245: Example: sWA D06Fnc

4.7.5 Change output 1 function



Telegram structure: sWN D01Fnc (Authorized client)						
Telegram part	Description	Variable	Length	Sensor	Values CoLa A (ASCII)	Values CoLa B (Binary)
Command type	Write	String	3	All	sWN	73 57 4E
Command	Output function	String	6	All	D01Fnc	44 4F 31 46 6E 63
Output 1 function	Selected function	Enum_8	1	All	No function: 0 Command: 1 Device ready: 2 Application dev. ready: 3 Sync pulse: 4 Sync index: 5	No function: 00 Command: 01 Device ready: 02 Application dev. ready: 03 Sync pulse: 04 Sync index: 05

Table 246: Telegram structure: sWN D01Fnc

Example: sWN DO1Fnc → Set Out1 to Device Ready

CoLa A	ASCII	<STX>sWN{SPC}DO1Fnc{SPC}2<ETX>
	Hex	02 73 57 4E 20 44 4F 31 46 6E 63 20 32 03
CoLa B	Binary	02 02 02 02 00 00 00 0C 73 57 4E 20 44 4F 31 46 6E 63 20 02 19

Table 247: Example: sWN DO1Fnc → Out1 to device ready



Telegram structure: sWA DO1Fnc						
Telegram part	Description	Variable	Length	Sensor	Values CoLa A (ASCII)	Values CoLa B (Binary)
Command type	Answer	String	3	All	sWA	73 57 41
Command	Output function	String	6	All	DO1Fnc	44 4F 31 46 6E 63

Table 248: Telegram structure: sWA DO1Fnc

Example: sWA DO1Fnc

CoLa A	ASCII	<STX>sWA{SPC}DO1Fnc<ETX>
	Hex	02 73 57 41 20 44 4F 31 46 6E 63 03
CoLa B	Binary	02 02 02 02 00 00 00 0A 73 57 41 20 44 4F 31 46 6E 63 34

Table 249: Example: sWA DO1Fnc

Functions:

No function: 0

Command: 1

Device ready (for field application): 2

Application dev. ready: 3

Sync pulse (10 ms puls when timer register is read "sRN STlms"): 4

Sync index: 5

The output signal depends on the scanner head position
(high (+24 V): 0° ... 179°/low (0 V): 180° ... 360°).

4.7.6 Change output 1 logic state



Telegram structure: sWN DO1Logic (Authorized client)						
Telegram part	Description	Variable	Length	Sensor	Values CoLa A (ASCII)	Values CoLa B (Binary)
Command type	Write	String	3	All	sWN	73 57 4E
Command	Output function	String	8	All	DO1Logic	44 4F 31 4C 6F 67 69 63
Output 1 logic state	State of the output	Enum_8	1	All	Active_High: 0 Active_Low: 1	Active_High: 00 Active_Low: 01

Table 250: Telegram structure: sWN DO1Logic

Example: sWN DO1Logic → Active_High

CoLa A	ASCII	<STX>sWN{SPC}DO1Logic{SPC}1<ETX>
	Hex	02 73 57 4E 20 44 4F 31 4C 6F 67 69 63 20 31 03
CoLa B	Binary	02 02 02 02 00 00 00 0E 73 57 4E 20 44 4F 31 4C 6F 67 69 63 20 01 1F

Table 251: Example: sWN DO1Logic → Active_Low



Telegram structure: sWA DO1Logic						
Telegram part	Description	Variable	Length	Sensor	Values CoLa A (ASCII)	Values CoLa B (Binary)
Command type	Answer	String	3	All	sWA	73 57 41
Command	Output logic	String	8	All	DO1Logic	44 4F 31 4C 6F 67 69 63

Table 252: Telegram structure: sWA DO1Logic

Example: sWA D01Logic

CoLa A	ASCII	<STX>sWA{SPC}D01Logic<ETX>
	Hex	02 73 57 41 20 44 4F 31 4C 6F 67 69 63 03
CoLa B	Binary	02 02 02 02 00 00 00 0C 73 57 41 20 44 4F 31 4C 6F 67 69 63 31

Table 253: Example: sWA D01Logic

4.7.7 Change output 2 function

Telegram structure: sWN D02Fnc (Authorized client)						
Telegram part	Description	Variable	Length	Sensor	Values CoLa A (ASCII)	Values CoLa B (Binary)
Command type	Write	String	3	All	sWN	73 57 4E
Command	Output function	String	6	All	D02Fnc	44 4F 32 46 6E 63
Output 2 function	Code number	Enum_8	1	All	No function: 0 Command: 1 Device ready: 2 Application dev. ready: 3	No function: 00 Command: 01 Device ready: 02 Application dev. ready: 03

Table 254: Telegram structure: sWN D02Fnc

Example: sWN D02Fnc → Out2 to device ready

CoLa A	ASCII	<STX>sWN{SPC}D02Fnc{SPC}2<ETX>
	Hex	02 73 57 4E 20 44 4F 32 46 6E 63 20 32 03
CoLa B	Binary	02 02 02 02 00 00 00 0C 73 57 4E 20 44 4F 32 46 6E 63 20 02 1A

Table 255: Example: sWN D02Fnc → Out2 to device ready



Telegram structure: sWA DO2Fnc						
Telegram part	Description	Variable	Length	Sensor	Values CoLa A (ASCII)	Values CoLa B (Binary)
Command type	Answer	String	3	All	sWA	73 57 41
Command	Output function	String	6	All	DO2Fnc	44 4F 32 46 6E 63

Table 256: Telegram structure: sWA DO2Fnc

Example: sWA DO2Fnc

CoLa A	ASCII	<STX>sWA{SPC}DO2Fnc<ETX>
	Hex	02 73 57 41 20 44 4F 32 46 6E 63 03
CoLa B	Binary	02 02 02 02 00 00 00 0A 73 57 41 20 44 4F 32 46 6E 63 37

Table 257: Example: sWA DO2Fnc

4.7.8 Change output 2 logic state



Telegram structure: sWN DO2Logic (Authorized client)						
Telegram part	Description	Variable	Length	Sensor	Values CoLa A (ASCII)	Values CoLa B (Binary)
Command type	Write	String	3	All	sWN	73 57 4E
Command	Output function	String	8	All	DO2Logic	44 4F 32 4C 6F 67 69 63
Output 2 logic state	State of the output	Enum_8	1	All	Active_High: 0 Active_Low: 1	Active_High: 00 Active_Low: 01

Table 258: Telegram structure: sWN DO2Logic

Example: sWN DO2Logic → Active_High

CoLa A	ASCII	<STX>sWN{SPC}DO2Logic{SPC}0<ETX>
	Hex	02 73 57 4E 20 44 4F 32 4C 6F 67 69 63 20 30 03
CoLa B	Binary	02 02 02 02 00 00 00 0E 73 57 4E 20 44 4F 32 4C 6F 67 69 63 20 00 1C

Table 259: Example: sWN DO2Logic → Active_High



Telegram structure: sWA DO2Logic						
Telegram part	Description	Variable	Length	Sensor	Values CoLa A (ASCII)	Values CoLa B (Binary)
Command type	Answer	String	3	All	sWA	73 57 41
Command	Output logic	String	8	All	DO2Logic	44 4F 32 4C 6F 67 69 63

Table 260: Telegram structure: sWA DO2Logic

Example: sWA DO2Logic

CoLa A	ASCII	<STX>sWA{SPC}DO2Logic<ETX>
	Hex	02 73 57 41 20 44 4F 32 4C 6F 67 69 63 03
CoLa B	Binary	02 02 02 02 00 00 00 0C 73 57 41 20 44 4F 32 4C 6F 67 69 63 32

Table 261: Example: sWA DO2Logic

4.7.9 Set synchronization mode

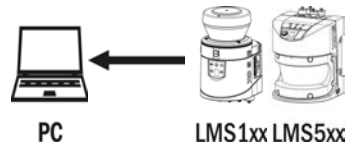
Telegram structure: sWN SYMode (Authorized client)						
Telegram part	Description	Variable	Length	Sensor	Values CoLa A (ASCII)	Values CoLa B (Binary)
Command type	Write	String	3	All	sWN	73 57 4E
Command	Set sync mode	String	6	All	SYMode	53 59 4D 6F 64 65
Sync mode data	Synchronization mode data	Bool_1	1	All	No sync = 0 Sync by wire = 1 Sync by CAN = 2	Not possible

Table 262: Telegram structure: sWN SYMode

Example: sWN SYMode

CoLa A	ASCII	<STX>sWN{SPC}SYMode{SPC}1<ETX>
	Hex	02 73 57 4E 20 53 59 4D 6F 64 65 20 31 03
CoLa B	Binary	Not possible

Table 263: Example: sWN SYMode



Telegram structure: sWA SYMode

Telegram part	Description	Variable	Length	Sensor	Values CoLa A (ASCII)	Values CoLa B (Binary)
Command type	Answer	String	3	All	sWA	73 57 41
Command	Set sync mode	String	6	All	SYMode	53 59 4D 6F 64 65

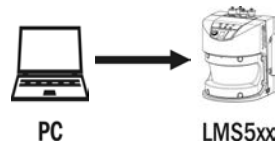
Table 264: Telegram structure: sWA SYMode

Example: sWA SYMode

CoLa A	ASCII	<STX>sWA{SPC}SYMode<ETX>
	Hex	02 73 57 41 20 53 59 4D 6F 64 65 03
CoLa B	Binary	Not possible

Table 265: Example: sWA SYMode

4.7.10 Set synchronization phase



Telegram structure: sWN SYPhase
(Authorized client)

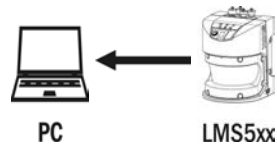
Telegram part	Description	Variable	Length	Sensor	Values CoLa A (ASCII)	Values CoLa B (Binary)
Command type	Write	String	3	All	sWN	Not possible
Command	Set sync phase	String	7	All	SYPhase	Not possible
Sync phase data	Synchronization phase data	Int_16	2	All	-180d ... +180d (FF4Ch ... 00B4h)	Not possible

Table 266: Telegram structure: sWN SYPhase

Example: sWN SYPhase +90

CoLa A	ASCII	<STX>sWN{SPC}SYPhase{SPC}+90<ETX>
	Hex	02 73 57 4E 20 53 59 50 68 61 73 65 20 2B 39 30 03
CoLa B	Binary	Not possible

Table 267: Example: sWN SYPhase +90

**Telegram structure: sWA SYPhase**

Telegram part	Description	Variable	Length	Sensor	Values CoLa A (ASCII)	Values CoLa B (Binary)
Command type	Answer	String	3	All	sWA	Not possible
Command	Set sync phase	String	7	All	SYPhase	Not possible

Table 268: Telegram structure: sWA SYPhase

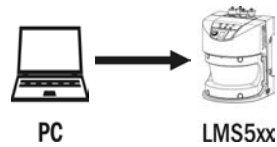
Example: sWA SYPhase

CoLa A	ASCII	<STX>sWA{SPC}SYPhase<ETX>
	Hex	02 73 57 41 20 53 59 50 68 61 73 65 03
CoLa B	Binary	Not possible

Table 269: Example: sWA SYPhase

4.8 Inputs

4.8.1 Change input 4 function



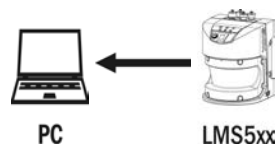
Telegram structure: sWN D03And4Fnc (Authorized client)						
Telegram part	Description	Variable	Length	Sensor	Values CoLa A (ASCII)	Values CoLa B (Binary)
Command type	Write	String	3	All	sWN	73 57 4E
Command	Input function	String	10	All	D03And4Fnc	44 4F 33 41 6E 64 34 46 6E 63
Input state	Code number	Enum_8	1	All	No function: 0 Encoder: 1 Slave sync: 2 Digital input: 3	

Table 270: Telegram structure: sWN D03And4Fnc

Example: sWN In4 → In3+4 to slave sync

CoLa A	ASCII	<STX>sWN[SPC]D03And4Fnc[SPC]2<ETX>
	Hex	02 73 57 4E 20 44 4F 33 41 6E 64 34 46 6E 63 20 02 03
CoLa B	Binary	Not available with firmware V1.10

Table 271: Example: sWN In4 → In3+4 to slave sync



Telegram structure: sWA D03And4Fnc						
Telegram part	Description	Variable	Length	Sensor	Values CoLa A (ASCII)	Values CoLa B (Binary)
Command type	Answer	String	3	All	sWA	73 57 41
Command	Input function	String	10	All	D03And4Fnc	44 4F 33 41 6E 64 34 46 6E 63

Table 272: Telegram structure: sWA D03And4Fnc

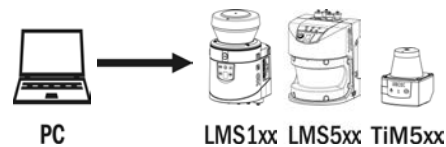
Example: sWA D03And4Fnc

CoLa A	ASCII	<STX>sWA{SPC}D03And4Fnc<ETX>
	Hex	02 73 57 41 20 44 4F 33 41 6E 64 34 46 6E 63 03
CoLa B	Binary	Not available with firmware V1.10

Table 273: Example: sWA D03And4Fnc

4.8.2 Set debouncing time for input x

The telegram applies for the inputs 1 to 4 (DIxDebTim, x = 1 ... 4). The following tables show the data for input 3.



Telegram structure: sWN DI3DebTim (Authorized client)						
Telegram part	Description	Variable	Length	Sensor	Values CoLa A (ASCII)	Values CoLa B (Binary)
Command type	Write	String	3	All	sWN	73 57 4E
Command	Set debouncing time for input 3	String	9	All	DI3DebTim	44 49 33 44 65 62 54 69 6D
Debouncing time data	[ms]	Uint_16	2	All	0d ... +10000d (00h ... 2710h)	00 00 ... 27 10

Table 274: Telegram structure: sWN DI3DebTim

Example: sWN DI3DebTim

CoLa A	ASCII	<STX>sWN{SPC}DI3DebTim{SPC}+10<ETX>
	Hex	02 73 57 4E 20 44 49 33 44 65 62 54 69 6D 20 2B 31 30 03
CoLa B	Binary	02 02 02 02 00 00 00 10 73 57 4E 20 44 49 33 44 65 62 54 69 6D 20 00 0A 77

Table 275: Example: sWN DI3DebTim



Telegram structure: sWA DI3DebTim						
Telegram part	Description	Variable	Length	Sensor	Values CoLa A (ASCII)	Values CoLa B (Binary)
Command type	Answer	String	3	All	sWA	73 57 41
Command	Set debouncing time for input 3	String	9	All	DI3DebTim	44 49 33 44 65 62 54 69 6D

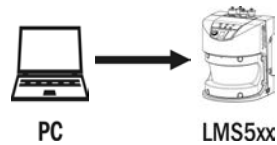
Table 276: Telegram structure: sWA DI3DebTim

Example: sWA DI3DebTim

CoLa A	ASCII	<STX>sWA{SPC}DI3DebTim<ETX>
	Hex	02 73 57 4E 20 44 49 33 44 65 62 54 69 6D 03
CoLa B	Binary	02 02 02 02 00 00 00 0E 73 57 41 20 44 49 33 44 65 62 54 69 6D 20 48

Table 277: Example: sWA DI3DebTim

4.8.3 Read status of external sync signal



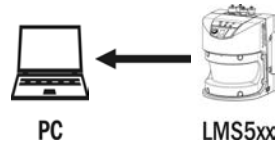
Telegram structure: sRN SYextmon						
Telegram part	Description	Variable	Length	Sensor	Values CoLa A (ASCII)	Values CoLa B (Binary)
Command type	Read	String	3	All	sRN	73 52 4E
Command	Status of external sync signal	String	8	All	SYextmon	53 59 65 78 74 6D 6F 6E

Table 278: Telegram structure: sRN SYextmon

Example: sRN SYextmon

CoLa A	ASCII	<STX>sRN{SPC}SYextmon<ETX>
	Hex	02 73 52 4E 20 53 59 65 78 74 6D 6F 6E 03
CoLa B	Binary	02 02 02 02 00 00 00 0C 73 52 4E 20 53 59 65 78 74 6D 6F 6E 40

Table 279: Example: sRN SYextmon



Telegram structure: sRA SYextmon						
Telegram part	Description	Variable	Length	Sensor	Values CoLa A (ASCII)	Values CoLa B (Binary)
Command type	Answer	String	3	All	sRA	73 52 41
Command	Status of external sync signal	String	8	All	SYextmon	53 59 65 78 74 6D 6F 6E
Sync status data	Synchronization status data	Uint_8	1	All	None: 1 Too slow: 2 Good: 4 Too fast: 8	None: 01 Too slow: 02 Good: 04 Too fast: 08
Signal frequency	[Frequency in Hz as float according to IEEE754]	Real	4	All	0h ... FFFFFFFFh	00 00 00 00 ... FF FF FF FF

Table 280: Telegram structure: sRA SYextmon

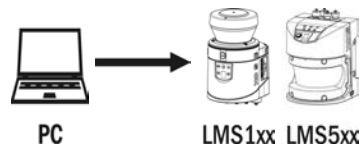
Example: sRA SYextmon (49.9 Hz)

CoLa A	ASCII	<STX>sRA{SPC}SYextmon{SPC}4{SPC}4247BD87<ETX>
	Hex	02 73 52 41 20 53 59 65 78 74 6D 6F 6E 20 04 42 47 BD 87 03
CoLa B	Binary	02 02 02 02 00 00 00 12 73 52 41 20 53 59 65 78 74 6D 6F 6E 20 04 42 47 BD 87 54

Table 281: Example: sRA SYextmon

4.9 Status

4.9.1 Read contamination status of the LMS



Telegram structure: sRN LCMstate						
Telegram part	Description	Variable	Length	Sensor	Values CoLa A (ASCII)	Values CoLa B (Binary)
Command type	Read	String	3	All	sRN	73 52 4E
Command	Status of LMS	String	8	All	LCMstate	4C 43 4D 73 74 61 74 65

Table 282: Telegram structure: sRN LCMstate

Example: sRN LCMstate

CoLa A	ASCII	<STX>sRN{SPC}LCMstate<ETX>
	Hex	02 73 52 4E 20 4C 43 4D 73 74 61 74 65 03
CoLa B	Binary	02 02 02 02 00 00 00 0C 73 52 4E 20 4C 43 4D 73 74 61 74 65 7A

Table 283: Example: sRN LCMstate



Telegram structure: sRA LCMstate						
Telegram part	Description	Variable	Length	Sensor	Values CoLa A (ASCII)	Values CoLa B (Binary)
Command type	Answer	String	3	All	sRA	73 52 41
Command	Status of LMS	String	8	All	LCMstate	4C 43 4D 73 74 61 74 65
Status code	Accepted when value is 0	Enum_8	1	All	No contamination: 0 Contamination warning: 1 Contamination error: 2 Contamination failure: 3	No contamination: 00 Contamination warning: 01 Contamination error: 02 Contamination failure: 03

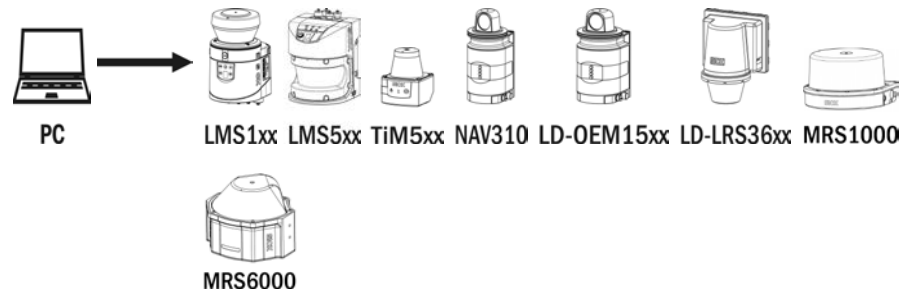
Table 284: Telegram structure: sRA LCMstate

Example for LMS100: sRA LCMstate

CoLa A	ASCII	<STX>sRA{SPC}LCMstate{SPC}0<ETX>
	Hex	02 73 52 41 20 4C 43 4D 73 74 61 74 65 20 30 03
CoLa B	Binary	02 02 02 02 00 00 00 0E 73 52 41 20 4C 43 4D 73 74 61 74 65 20 00 55

Table 285: Example for LMS100: sRA LCMstate

4.9.2 Read device ident

**Telegram structure: sRN Devicelident**

Telegram part	Description	Variable	Length	Sensor	Values CoLa A (ASCII)	Values CoLa B (Binary)
Command type	Read	String	3	All	sRN	73 52 4E
Command	Read ident	String	11	All	Devicelident	44 65 76 69 63 65 49 64 65 6E 74 65 6E 74

Table 286: Telegram structure: sRN Devicelident

Example: sRN Devicelident

CoLa A	ASCII	<STX>sRN{SPC}Devicelident<ETX>
	Hex	02 73 52 4E 20 44 65 76 69 63 65 49 64 65 6E 74 03
CoLa B	Binary	02 02 02 02 00 00 00 0F 73 52 4E 20 44 65 76 69 63 65 49 64 65 6E 74 25

Table 287: Example: sRN Devicelident



Telegram structure: sRA Devicelent						
Telegram part	Description	Variable	Length	Sensor	Values CoLa A (ASCII)	Values CoLa B (Binary)
Command type	Answer	String	3	All	sRA	73 52 41
Command	Start the device	String	11	All	Devicelent	44 65 76 69 63 65 49 64 65 6E 74
Value	Length of ident	Enum_16	1	All	0 ... 22h	0 ... 22h
Value	Ident information	String		All	(See example)	(See example)
Value	Length of version	Enum_16	1	All	0 ... 22h	0 ... 22h
Value	Version information	String		All	(See example)	(See example)

Table 288: Telegram structure: sRA Devicelent

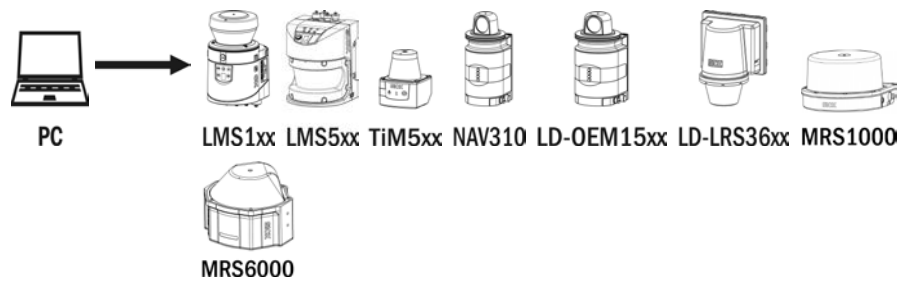
Example: sRA Devicelent

CoLa A	ASCII	<STX>sRA{SPC}Devicelent{SPC}10{SPC}LMS10x_FieldEval{SPC}10{SPC}V1.36-21.10.2010<ETX>
	Hex	Always ASCII answer
CoLa B	Binary	02 02 02 02 00 00 00 00 34 73 52 41 20 44 65 76 69 63 65 49 64 65 6E 74 20 00 10 4C 4D 53 31 30 78 5F 46 69 65 6C 64 45 76 61 6C 00 10 56 31 2E 33 36 2D 32 31 2E 31 30 2E 32 30 31 30 62

Table 289: Example: sRA Devicelent

4.9.3 Read device state

This telegram reads the device state.



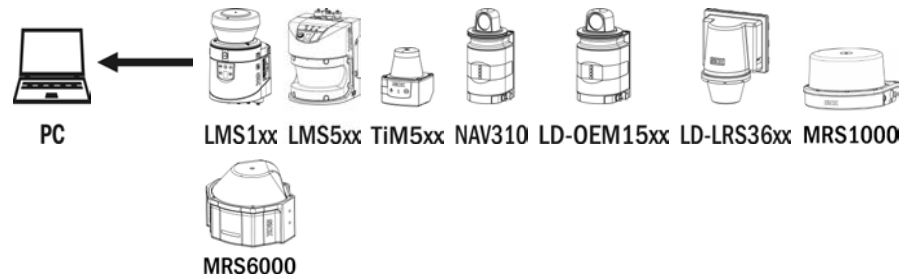
Telegram structure: sRN SCdevicestate						
Telegram part	Description	Variable	Length	Sensor	Values CoLa A (ASCII)	Values CoLa B (Binary)
Command type	Read	String	3	All	sRN	73 52 4E
Command	Read state	String	13	All	SCdevicestate	53 43 64 65 76 69 63 65 73 74 61 74 65

Table 290: Telegram structure: sRN SCdevicestate

Example: sRN SCdevicestate

CoLa A	ASCII	<STX>sRN{SPC}SCdevicestate<ETX>
	Hex	02 73 52 4E 20 53 43 64 65 76 69 63 65 73 74 61 74 65 03
CoLa B	Binary	02 02 02 02 00 00 00 11 73 52 4E 20 53 43 64 65 76 69 63 65 73 74 61 74 65 30

Table 291: Example: sRN SCdevicestate

**Telegram structure: sRA SCdevicestate**

Telegram part	Description	Variable	Length	Sensor	Values CoLa A (ASCII)	Values CoLa B (Binary)
Command type	Answer	String	3	All	sRA	73 52 41
Command	Read state	String	13	All	SCdevicestate	53 43 64 65 76 69 63 65 73 74 61 74 65
Status code	Code number	Enum_8	1	LMS1xx NAV310 LD-OEM 15xx LD-LRS 36xx MRS600 0	Busy: 0 Ready: 1 Error: 2	Busy: 00 Ready: 01 Error: 02
				LMS5xx TiM5xx MRS 1000	Busy: 0 Ready: 1 Error: 2 Standby: 3	Busy: 00 Ready: 01 Error: 02 Standby: 03

Table 292: Telegram structure: sRA SCdevicestate

Example: sRA SCdevicestate

CoLa A	ASCII	<STX>sRA{SPC}SCdevicestate{SPC}0<ETX>
	Hex	02 73 52 41 20 53 43 64 65 76 69 63 65 73 74 61 74 65 20 00 03
CoLa B	Binary	02 02 02 02 00 00 00 13 73 52 41 20 53 43 64 65 76 69 63 65 73 74 61 74 65 20 00 1F

Table 293: Example: sRA SCdevicestate

4.9.4 Status commands for LD-XXX and NAV310

The following status commands will be explained in the subsequent sections:

- **LMCmeasstate**: Status of the internal Statemachine
- **SCdevicestate**: Status of the Sensors (actual measurement status)
- **EMCustomerInfo**: Additional error information
- **LDMSenStat**: Status of the state machine of the measurment core, Motor status

How status commands for for LD-XXX and NAV310 work together:

- If **LMCmeasstate** changes to "Idle" or an other status, although the measurement status "Measure2D" is expected, there is an error during the measurement (or during start up of the measurement).
- **SCdevicestate** is always "Ready", if the measurement is active. If "Busy" will be indicated the unit is not measuring (e.g. IDLE). If there is any failure "Error" will be indicated. (However **LMCmeasstate** could indicate "Measure2D", if the failure occurs during the measurement, because it is only an indication of the status of the State machine).
- In case of a failure **EMCustomerInfo** can provide an information about the error. In case of an motor failure there are following condition visible:
 - Motor blocked during operation → DEVICE_FAILURE
 - Motor blocked during spin up → CHECK_PARAMETER
- It is also possible to read **LDMSenStat** (and to register as an event). This value equals the Sensorstatus of the NAV310/LD-XXX. A status "B1" of the measurement core means "Motor error and Idle".
- During the measurement it is possible to monitor a deviation of the target rotation frequency. (If the device detects rotation values that are too slow, it will terminate the measurement.)

In case of an failure this value will not always be updated, therefore it is necessary to monitor **LMCmeasstate** and **SCdevicestate** in parallel.



NOTE

- In case of an failure (Scanner does not change to MEASURE2D or switches back to IDLE), it is necessary to send the command **LMCstopmeas** (even if the Status is indicated as IDLE)
- If at **EMCustomerInfo** the message CHECK_PARAMETER is indicated, a reset is only possible by a power cycle of the scanner.

Ask for Device Measurement State



Telegram structure: sRN LMCmeasstate						
Telegram part	Description	Variable	Length	Sensor	Values CoLa A (ASCII)	Values CoLa B (Binary)
Command type	Read	String	3	All	sRN	73 52 4E
Command	Ask for measurement state	String	12	All	LMCmeasstate	4C 4D 43 6D 65 61 73 73 74 61 74 65

Table 294: Telegram structure: sRN LMCmeasstate

Example: sRN LMCmeasstate

CoLa A	ASCII	<STX>sRN[SPC]sRN LMCmeasstate<ETX>
	Hex	02 73 52 4E 20 4C 4D 43 6D 65 61 73 73 74 61 74 65 03
CoLa B	Binary	02 02 02 02 00 00 00 11 73 52 4E 20 4C 4D 43 6D 65 61 73 73 74 61 74 65 30

Table 295: Example: sRN LMCmeasstate



Telegram structure: sRA LMCmeasstate						
Telegram part	Description	Variable	Length	Sensor	Values CoLa A (ASCII)	Values CoLa B (Binary)
Command type	Answer	String	3	All	sRA	73 52 41
Command	Report measurement state	String	12	All	LMCmeasstate	4C 4D 43 6D 65 61 73 73 74 61 74 65
Status code	Current measurement state	Enum_16	2	All	Idle: 3 Ready 2D: 6 Measure 2D: 7 Other state codes may show up during booting, firmware update or transition between states.	Idle: 0003 Ready 2D: 0006 Measure 2D: 0007

Table 296: Telegram structure: sRA LMCmeasstate

Example: sRA LMCmeasstate is Measure 2D

CoLa A	ASCII	<STX>sRA{SPC}LMCmeasstate{SPC}7<ETX>
	Hex	02 73 52 41 20 4C 4D 43 6D 65 61 73 73 74 61 74 65 20 00 07 03
CoLa B	Binary	02 02 02 02 00 00 00 13 73 52 41 20 4C 4D 43 6D 65 61 73 73 74 61 74 65 20 00 07 1F

Table 297: Example: sRA LMCmeasstate is Measure 2D

Ask for customer info of sensor

This telegram will provide additional error information.



Telegram structure: sRN EMCustomerInfo						
Telegram part	Description	Variable	Length	Sensor	Values CoLa A (ASCII)	Values CoLa B (Binary)
Command type	Read	String	3	All	sRN	73 52 4E
Command	Ask for customer info	String	14	All	EMCustomerInfo	45 4D 43 75 73 74 6F 6D 65 72 49 6E 66 6F

Table 298: Telegram structure: sRN EMCustomerInfo

Example: sRN EMCustomerInfo

CoLa A	ASCII	<STX>sRN{SPC}EMCustomerInfo<ETX>
	Hex	02 73 52 4E 20 45 4D 43 75 73 74 6F 6D 65 72 49 6E 66 6F 03
CoLa B	Binary	02 02 02 02 00 00 00 12 73 52 4E 20 45 4D 43 75 73 74 6F 6D 65 72 49 6E 66 6F 4D

Table 299: Example: sRN EMCustomerInfo



Telegram structure: sRA EMCustomerInfo						
Telegram part	Description	Variable	Length	Sensor	Values CoLa A (ASCII)	Values CoLa B (Binary)
Command type	Answer	String	3	All	sRA	73 52 41
Command	Report customer info	String	14	All	EMCustomerInfo	45 4D 43 75 73 74 6F 6D 65 72 49 6E 66 6F
Status code	Customer info	Enum_16	2	All	0: DEVICE_OK	0000: DEVICE_OK
					1: DEFECTIVE_DEVICE	0001: DEFECTIVE_DEVICE
					2: DEVICE_TEMP_FAILURE	0002: DEVICE_TEMP_FAILURE
					3: DEVICE_FAILURE	0003: DEVICE_FAILURE
					4: DEVICE_NOT_READY	0004: DEVICE_NOT_READY
					5: CHECK_PARAMETER	0005: CHECK_PARAMETER
					DEFECTIVE_DEVICE: Please return device to SICK DEVICE_TEMP_FAILED: Device failure. Please check temperature. DEVICE_FAILURE: Please switch off for 20 seconds and power up again. DEVICE_NOT_READY: Please wait. CHECK_PARAMETER: Warning – please check parametrization.	

Table 300: Telegram structure: sRA EMCustomerInfo

Example: sRA EMCustomerInfo = Device OK

CoLa A	ASCII	<STX>sRA{SPC}EMCustomerInfo{SPC}0<ETX>
	Hex	02 73 52 41 20 45 4D 43 75 73 74 6F 6D 65 72 49 6E 66 6F 20 00 03
CoLa B	Binary	02 02 02 02 00 00 00 14 73 52 4E 20 45 4D 43 75 73 74 6F 6D 65 72 49 6E 66 6F 20 00 6D

Table 301: Example: sRA EMCustomerInfo = Device OK

Ask for Sensorstatus

This telegram provides status information of the State Machine of measurement core and the Motor Status



Telegram structure: sRN LDMSenStat						
Telegram part	Description	Variable	Length	Sensor	Values CoLa A (ASCII)	Values CoLa B (Binary)
Command type	Read	String	3	All	sRN	73 52 4E
Command	Ask for state	String	10	All	LDMSenStat	4C 44 4D 53 65 6E 53 74 61 74

Table 302: Telegram structure: sRN LDMSenStat

Example: sRN LDMSenStat

CoLa A	ASCII	<STX>sRN{SPC}LDMSenStat<ETX>
	Hex	02 73 52 4E 20 4C 44 4D 53 65 6E 53 74 61 74 03
CoLa B	Binary	02 02 02 02 00 00 00 0E 73 52 4E 20 4C 44 4D 53 65 6E 53 74 61 74 60

Table 303: Example: sRN LDMSenStat



Telegram structure: sRA LDMSenStat						
Telegram part	Description	Variable	Length	Sensor	Values CoLa A (ASCII)	Values CoLa B (Binary)
Command type	Answer	String	3	All	sRA	73 52 41
Command	Report state	String	10	All	LDMSenStat	4C 44 4D 53 65 6E 53 74 61 74

Telegram structure: sRA LDMSenStat						
Telegram part	Description	Variable	Length	Sensor	Values CoLa A (ASCII)	Values CoLa B (Binary)
Status code	Current state regarding ...	Uint_32	4	All	Idle: 3 Ready 2D: 6 Measure 2D: 7 Other state codes may show up during booting, firmware update or transition between states.	Idle: 0003 Ready 2D: 0006 Measure 2D: 0007
	Working mode		Bit 0...3		Idle: 1 Rotate: 2 Measure: 3 Error: 4 (Other bits: reserved)	Idle: 1 Rotate: 2 Measure: 3 Error: 4 (Other bits: reserved)
	Motor mode		Bit 4...7		Motor ok: 0 Motor spin to low: 4 Motor spin to high: 9 Motor stops or coder error: B (Other bits: reserved)	Motor ok: 0 Motor spin to low: 4 Motor spin to high: 9 Motor stop or coder error: B (Other bits: reserved)
	(Reserved)		Bit 8...31		(Reserved)	(Reserved)

Table 304: Telegram structure: sRA LDMSenStat

Example: sRA LDMSenStat Device in Idle mode

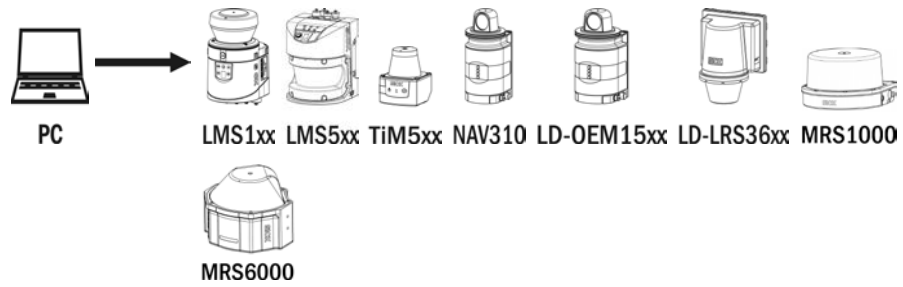
CoLa A	ASCII	<STX>sRA{SPC}LDMSenStat{SPC} 1<ETX>
	Hex	02 73 52 41 20 4C 44 4D 53 65 6E 53 74 61 74 20 31 03
CoLa B	Binary	02 02 02 02 00 00 00 13 73 52 41 20 4C 44 4D 53 65 6E 53 74 61 74 20 00 00 00 01 4E

Table 305: Example: sRA LDMSenStat Device is in Idle mode

4.9.5 Read device information

Device order number

This telegram reads the device order number.



Telegram structure: sRN Dlornr						
Telegram part	Description	Variable	Length	Sensor	Values CoLa A (ASCII)	Values CoLa B (Binary)
Command type	Read	String	3	All	sRN	73 52 4E
Command	Read state	String	6	All	Dlornr	44 49 6F 72 6E 72

Table 306: Telegram structure: sRN Dlornr

Example: sRN Dlornr

CoLa A	ASCII	<STX>sRN{SPC}Dlornr<ETX>
	Hex	02 73 52 4E 20 44 49 6F 72 6E 72 03
CoLa B	Binary	02 02 02 02 00 00 00 0A 73 52 4E 20 44 49 6F 72 6E 72 43

Table 307: Example: sRN Dlornr



Telegram structure: sRA Dlornr						
Telegram part	Description	Variable	Length	Sensor	Values CoLa A (ASCII)	Values CoLa B (Binary)
Command type	Answer	String	3	All	sRA	73 52 41
Command	Read state	String	6	All	Dlornr	44 49 6F 72 6E 72
Order number	Order number in 7 digits	String	7	All	0000000 ... 9999999	00 00 00 00 00 00 00 ... FF FF FF FF FF FF FF

Table 308: Telegram structure: sRA Dlornr

Example: sRA Dlornr 1047782 (Order Number for LMS511-20100)

CoLa A	ASCII	<STX>sRA{SPC}Dlornr{SPC}1047782<ETX>
	Hex	02 73 52 41 20 44 49 6F 72 6E 72 20 31 30 34 37 37 38 32 03
CoLa B	Binary	02 02 02 02 00 00 00 12 73 52 41 20 44 49 6F 72 6E 72 20 31 30 34 37 37 38 32 53

Table 309: Example for LMS511-20100: sRA Dlornr

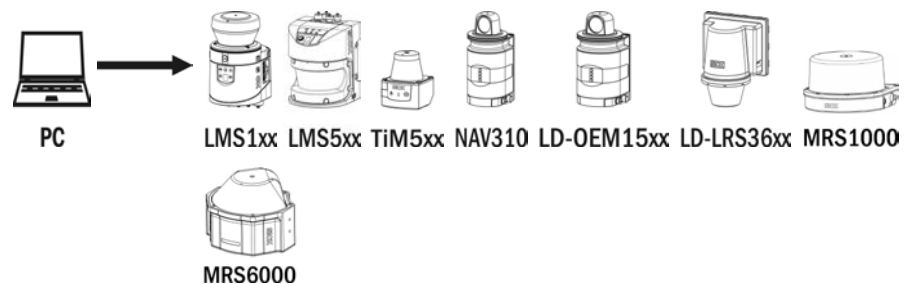
Example: sRA Dlornr 1067299 (Order Number for TIM351-2134001)

CoLa A	ASCII	<STX>sRA{SPC}Dlornr{SPC}1067299<ETX>
	Hex	02 73 52 41 20 44 49 6F 72 6E 72 20 31 30 36 37 32 39 39 03
CoLa B	Binary	02 02 02 02 00 00 00 12 73 52 41 20 44 49 6F 72 6E 72 20 31 30 36 37 32 39 39 5E

Table 310: Example for TiM561-2050101: sRA Dlornr

Device type

This telegram asks for the device type.



Telegram structure: sRN Ditype

Telegram part	Description	Variable	Length	Sensor	Values CoLa A (ASCII)	Values CoLa B (Binary)
Command type	Read	String	3	All	sRN	73 52 4E
Command	Ask state	String	6	All	Dltype	44 49 74 79 70 65

Table 311: Telegram structure: sRN Dltype

Example: sRN Dltype

CoLa A	ASCII	<STX>sRN{SPC}Dltype<ETX>
	Hex	02 73 52 4E 20 44 49 74 79 70 65 03
CoLa B	Binary	02 02 02 02 00 00 00 0A 73 52 4E 20 44 49 74 79 70 65 5A

Table 312: Example: sRN Dltype



Telegram structure: sRA Dltype						
Telegram part	Description	Variable	Length	Sensor	Values CoLa A (ASCII)	Values CoLa B (Binary)
Command type	Answer	String	3	All	sRA	73 52 41
Command	Ask state	String	6	All	Dltype	44 49 74 79 70 65
Length of type key	Number of digits of the following type code length	Uint_8	1	All	0d ... 255d (0h ... FF)	00 ... FF
Device type	Type code of the device	String	(var.)	All	(Device type)	(Device type)

Table 313: Telegram structure: sRA Dltype

Example for LMS511-20100

CoLa A	ASCII	<STX>sRA{SPC}Dltype{SPC}C{SPC}LMS511-20100<ETX>
	Hex	02 73 52 41 20 44 49 74 79 70 65 20 43 20 4C 4D 53 35 31 31 2D 32 30 31 30 30 03
CoLa B	Binary	02 02 02 02 00 00 00 18 73 52 41 20 44 49 74 79 70 65 20 0C 4C 4D 53 35 31 31 2D 32 30 31 30 30 00

Table 314: Example for LMS511-20100: sRA Dltype

Example for TiM561-2050101

CoLa A	ASCII	<STX>sRA{SPC}Dltype{SPC}E{SPC}TiM561-2050101<ETX>
	Hex	02 73 52 41 20 44 49 74 79 70 65 20 45 20 54 49 4D 35 36 31 2D 32 30 35 30 31 30 31 03
CoLa B	Binary	02 02 02 02 00 00 00 00 1A 73 52 41 20 44 49 74 79 70 65 20 0E 54 49 4D 35 36 31 2D 32 30 35 30 31 30 31 03

Table 315: Example for TiM561-2050101: sRA Dltype

4.9.6 Read operating hours


Telegram structure: sRN ODoprh						
Telegram part	Description	Variable	Length	Sensor	Values CoLa A (ASCII)	Values CoLa B (Binary)
Command type	Read	String	3	All	sRN	73 52 4E
Command	Read operating hours	String	6	All	ODoprh	4F 44 6F 70 72 68

Table 316: Telegram structure: sRN ODoprh

Example: sRN ODoprh

CoLa A	ASCII	<STX>sRN{SPC}ODoprh<ETX>
	Hex	02 73 52 4E 20 4F 44 6F 70 72 68 03
CoLa B	Binary	02 02 02 02 00 00 00 00 0A 73 52 4E 20 4F 44 6F 70 72 68 41

Table 317: Example: sRN ODoprh



Telegram structure: sRA ODoprh						
Telegram part	Description	Variable	Length	Sensor	Values CoLa A (ASCII)	Values CoLa B (Binary)
Command type	Answer	String	3	All	sRA	73 52 41
Command	Read operating hours	String	6	All	ODoprh	4F 44 6F 70 72 68
Value	Operating hours in 1/10 h	Uint_32	4	All	0h ... FFFFFFFFh	00 00 00 00 ... FF FF FF FF

Table 318: Telegram structure: sRA ODoprh

Example: sRA ODoprh

CoLa A	ASCII	<STX>sRA{SPC}ODoprh{SPC}2DC8B<ETX>
	Hex	02 73 52 41 20 4F 44 6F 70 72 68 20 32 44 43 38 42 03
CoLa B	Binary	02 02 02 02 00 00 00 0F 73 52 41 20 4F 44 6F 70 72 68 20 00 02 DC 8B 36

Table 319: Example: sRA ODoprh

Calculation of the value: 2DC8B (hex) → 187531 (dez) × 1/10 h = 18753.1 h

4.9.7 Read power on counter



Telegram structure: sRN ODpwrC						
Telegram part	Description	Variable	Length	Sensor	Values CoLa A (ASCII)	Values CoLa B (Binary)
Command type	Read	String	3	All	sRN	73 52 4E
Command	Read power on counter	String	6	All	ODpwrC	4F 44 70 77 72 63

Table 320: Telegram structure: sRN ODpwrC

Example: sRN ODpwrC

CoLa A	ASCII	<STX>sRN{SPC}ODpwrC<ETX>
	Hex	02 73 52 4E 20 4F 44 70 77 72 63 03
CoLa B	Binary	02 02 02 02 00 00 00 0A 73 52 4E 20 4F 44 70 77 72 63 52

Table 321: Example: sRN ODpwrC



Telegram structure: sRA ODpwrC						
Telegram part	Description	Variable	Length	Sensor	Values CoLa A (ASCII)	Values CoLa B (Binary)
Command type	Answer	String	3	All	sRA	73 52 41
Command	Read power on counter	String	6	All	ODpwrC	4F 44 70 77 72 63
Value	Power on counter	Uint_32	4	All	0h ... FFFFFFFFh	00 00 00 00 ... FF FF FF FF

Table 322: Telegram structure: sRA ODpwrC

Example: sRA ODpwrC

CoLa A	ASCII	<STX>sRA{SPC}ODpwrC{SPC}752D<ETX>
	Hex	02 73 52 41 20 4F 44 70 77 72 63 20 752D 03
CoLa B	Binary	02 02 02 02 00 00 00 0F 73 52 41 20 4F 44 70 77 72 63 20 00 00 75 2D 36

Table 323: Example: sRA ODpwrC

4.9.8 Read temperature

With this command the internal temperature of the device can be identified. Please note that it does not give an indication of the current ambient temperature.



Telegram structure: sRN OPcurtmpdev						
Telegram part	Description	Variable	Length	Sensor	Values CoLa A (ASCII)	Values CoLa B (Binary)
Command type	Read	String	3	All	sRN	73 52 4E
Command	Read temperature of the device	String	11	All	OPcurtmpdev	4F 50 63 75 72 74 6D 70 64 65 76

Table 324: Telegram structure: sRN OPcurtmpdev

Example: sRN OPcurtmpdev

CoLa A	ASCII	<STX>sRN{SPC}OPcurtmpdev<ETX>
	Hex	02 73 52 4E 20 4F 50 63 75 72 74 6D 70 64 65 76 03
CoLa B	Binary	02 02 02 02 00 00 00 0F 73 52 4E 20 4F 50 63 75 72 74 6D 70 64 65 76 2A

Table 325: Example: sRN OPcurtmpdev



Telegram structure: sRA OPcurtmpdev						
Telegram part	Description	Variable	Length	Sensor	Values CoLa A (ASCII)	Values CoLa B (Binary)
Command type	Answer	String	3	All	sRA	73 52 41
Command	Read temperature of the device	String	11	All	OPcurtmpdev	4F 50 63 75 72 74 6D 70 64 65 76
Temperature data	[°C as float according to IEEE754]	Real	4	All	C2480000h ... 42C80000h (-50°C ... +100°C)	C2 48 00 00 ... 42 C8 00 00

Table 326: Telegram structure: sRA OPcurtmpdev

Example: sRA OPcurtmpdev (-50 °C)

CoLa A	ASCII	<STX>sRA{SPC}OPcurtmpdev{SPC}420C0000<ETX>
	Hex	02 73 52 41 20 4F 50 63 75 72 74 6D 70 64 65 76 20 42 0C 00 00 03
CoLa B	Binary	02 02 02 02 00 00 00 14 73 52 41 20 4F 50 63 75 72 74 6D 70 64 65 76 20 42 0C 00 00 4B

Table 327: Example: sRA OPcurtmpdev

4.9.9 Set device name

Telegram structure: sWN LocationName (Maintenance)						
Telegram part	Description	Variable	Length	Sensor	Values CoLa A (ASCII)	Values CoLa B (Binary)
Command type	Write	String	3	All	sWN	73 57 4E
Command	Set device name	String	12	All	LocationName	4C 6F 63 61 74 69 6F 6E 4E 61 6D 65 4E 61 6D 65
Value	Array of characters of the following device name	Uint_16	2	All	0d ... +16d (0h ... 10h)	00 00 ... 00 10
Value	Device name	String	16	All	[Device name]	[Device name]

Table 328: Telegram structure: sWN LocationName

Example: sWN LocationName +13 OutdoorDevice

CoLa A	ASCII	<STX>sWN{SPC}LocationName{SPC}+13{SPC}OutdoorDevice<ETX>
	Hex	02 73 57 4E 20 4C 6F 63 61 74 69 6F 6E 4E 61 6D 65 20 2B 31 33 20 4F 75 74 64 6F 6F 72 44 65 76 69 63 65 03
CoLa B	Binary	02 02 02 02 00 00 00 20 73 57 4E 20 4C 6F 63 61 74 69 6F 6E 4E 61 6D 65 20 00 0D 4F 75 74 64 6F 6F 72 44 65 76 69 63 65 1D

Table 329: Example: sWN LocationName +13 OutdoorDevice



Telegram structure: sWA LocationName						
Telegram part	Description	Variable	Length	Sensor	Values CoLa A (ASCII)	Values CoLa B (Binary)
Command type	Answer	String	3	All	sWA	73 57 41
Command	Set device name	String	12	All	LocationName	4C 6F 63 61 74 69 6F 6E 4E 61 6D 65

Table 330: Telegram structure: sWA LocationName

Example: sWA LocationName

CoLa A	ASCII	<STX>sWA{SPC}LocationName<ETX>
	Hex	02 73 57 41 20 4C 6F 63 61 74 69 6F 6E 4E 61 6D 65 03
CoLa B	Binary	02 02 02 02 00 00 00 20 73 57 41 20 4C 6F 63 61 74 69 6F 6E 4E 61 6D 65 74

Table 331: Example: sWA LocationName

4.9.10 Read for device name



Telegram structure: sRN LocationName						
Telegram part	Description	Variable	Length	Sensor	Values CoLa A (ASCII)	Values CoLa B (Binary)
Command type	Read	String	3	All	sRN	73 52 4E
Command	Read device name	String	12	All	LocationName	4C 6F 63 61 74 69 6F 6E 4E 61 6D 65

Table 332: Telegram structure: sRN LocationName

Example: sRN LocationName

CoLa A	ASCII	<STX>sRN{SPC}LocationName<ETX>
	Hex	02 73 52 4E 20 4C 6F 63 61 74 69 6F 6E 4E 61 6D 65 03
CoLa B	Binary	02 02 02 02 00 00 00 10 73 52 4E 20 4C 6F 63 61 74 69 6F 6E 4E 61 6D 65 55

Table 333: Example: sRN LocationName



Telegram structure: sRA LocationName						
Telegram part	Description	Variable	Length	Sensor	Values CoLa A (ASCII)	Values CoLa B (Binary)
Command type	Answer	String	3	All	sRA	73 52 41
Command	Read device name	String	12	All	LocationName	4C 6F 63 61 74 69 6F 6E 4E 61 6D 65
Value	Array of characters of the following device name	Uint_16	2	All	0d ... +16d (0h ... 10h)	00 00 ... 00 10
Value	Device name	String	16	All	[Device name]	[Device name]

Table 334: Telegram structure: sRA LocationName

Example: sRA LocationName

CoLa A	ASCII	<STX>sRA{SPC}LocationName{SPC}D{SPC}OutdoorDevice<ETX>
	Hex	02 73 52 41 20 4C 6F 63 61 74 69 6F 6E 4E 61 6D 65 20 44 20 4F 75 74 64 6F 6F 72 44 65 76 69 63 65 03
CoLa B	Binary	02 02 02 02 00 00 00 17 73 52 41 20 4C 6F 63 61 74 69 6F 6E 4E 61 6D 65 20 00 0D 4F 75 74 64 6F 6F 72 44 65 76 69 63 65 20

Table 335: Example: sRA LocationName

4.9.11 Read angle compensation sine

Telegram structure: sRN MCAngleCompSin						
Telegram part	Description	Variable	Length	Sensor	Values CoLa A (ASCII)	Values CoLa B (Binary)
Command type	Read	String	3	All	sRN	73 52 4E
Command	Read angle compensation sine	String	14	All	MCAngleCompSin	4D 43 41 6E 67 6C 65 43 6F 6D 70 53 69 6E

Table 336: Telegram structure: sRN MCAngleCompSin

Example: sRN MCAngleCompSin

CoLa A	ASCII	<STX>sRN{SPC}MCAngleCompSin<ETX>
	Hex	02 73 52 4E 20 4D 43 41 6E 67 6C 65 43 6F 6D 70 53 69 6E 03
CoLa B	Binary	02 02 02 02 00 00 00 12 73 52 4E 20 4D 43 41 6E 67 6C 65 43 6F 6D 70 53 69 6E 65

Table 337: Example: sRN MCAngleCompSin



Telegram structure: sRA MCAngleCompSin						
Telegram part	Description	Variable	Length	Sensor	Values CoLa A (ASCII)	Values CoLa B (Binary)
Command type	Answer	String	3	All	sRA	73 52 41
Command	Angle compensation sine	String	14	All	MCAngleCompSin	4D 43 41 6E 67 6C 65 43 6F 6D 70 53 69 6E
Amplitude	[1/10000°]	Int_16	2	All	-10000d ... +10000d (D8F0h ... 2710h)	D8 F0 ... 27 10
Phase	[1/10000°]	Int_32	4	All	-3600000d ... +3600000d (FFC91180h ... 36EE80h)	FF C9 11 80 ... 00 36 EE 80
Offset	[1/10000°]	Int_16	2	All	-10000d ... +10000d (D8F0h ... 2710h)	D8 F0 ... 27 10

Table 338: Telegram structure: sRA MCAngleCompSin

Example: sRA MCAngleCompSin

CoLa A	ASCII	<STX>sRA{SPC}MCAngleCompSin{SPC}0{SPC}0{SPC}0<ETX>
	Hex	02 73 52 41 20 4D 43 41 6E 67 6C 65 43 6F 6D 70 53 69 6E 20 30 20 30 20 30 03
CoLa B	Binary	02 02 02 02 00 00 00 18 73 52 41 20 4D 43 41 6E 67 6C 65 43 6F 6D 70 53 69 6E 20 00 00 00 00 00 00 00 00 4A

Table 339: Example: sRA MCAngleCompSin

The values of the angular compensation could be retrieved from the memory of the NAV310 to improve the angular measurement accuracy.

The applied formula is:

$$\text{AngleComp} = \text{AngleRaw} + (\text{AngleCompAmp} * \sin(\text{AngleRaw} - \text{AngleCompPhase}) + \text{AngleCompOffset}$$

Example (C coded):

```

angleRaw: Raw angle as float in degrees (0.000 ... 359999)
angleComp: Compensated angle as float in degrees (0.000 ... 359999)
AngleCompAmp
AngleCompPhase
AngleCompOffset: Compensation parameters as int in 1/1000 degrees
float compensateAngle(float angleRaw)
{
    float angleComp;
    angleRaw += ((float) AngleCompOffset)/1000.0;
    angleRaw += (((float) AngleCompAmp)/1000.0) *
        sin((DEGTORAD * (angle - ((float) AngleCompPhase)/1000.0)));
    return angleComp;
}

```

4.9.12 Reset output counter

Telegram structure: sMN LIDrstoutpcnt (Authorized client)						
Telegram part	Description	Variable	Length	Sensor	Values CoLa A (ASCII)	Values CoLa B (Binary)
Command type	Method	String	3	All	sMN	73 4D 4E
Command	Reset output counter	String	13	All	LIDrstoutpcnt	4C 49 44 72 73 74 6F 75 74 70 63 6E 74

Table 340: Telegram structure: sMN LIDrstoutpcnt

Example: sMN LIDrstoutpcnt

CoLa A	ASCII	<STX>sMN{SPC}LIDrstoutpcnt<ETX>
	Hex	02 73 4D 4E 20 4C 49 44 72 73 74 6F 75 74 70 63 6E 74 03
CoLa B	Binary	02 02 02 02 00 00 00 11 73 4D 4E 20 4C 49 44 72 73 74 6F 75 74 70 63 6E 74 03

Table 341: Example: sMN LIDrstoutpcnt



Telegram structure: sAN LIDrstoutpnt						
Telegram part	Description	Variable	Length	Sensor	Values CoLa A (ASCII)	Values CoLa B (Binary)
Command type	Answer	String	3	All	sAN	73 41 4E
Command	Reset state	String	13	All	LIDrstoutpnt	4C 49 44 72 73 74 6F 75 74 70 63 6E 74
Status code	Code number	Bool_1	1	All	Success: 0 Error: 1	Success: 00 Error: 01

Table 342: Telegram structure: sAN LIDrstoutpnt

Example: sAN LIDrstoutpnt

CoLa A	ASCII	<STX>sAN{SPC}LIDrstoutpnt{SPC}0<ETX>
	Hex	02 73 41 4E 20 4C 49 44 72 73 74 6F 75 74 70 63 6E 74 20 30 03
CoLa B	Binary	02 02 02 02 00 00 00 13 73 41 4E 20 4C 49 44 72 73 74 6F 75 74 70 63 6E 74 20 00 2F

Table 343: Example: sAN LIDrstoutpnt

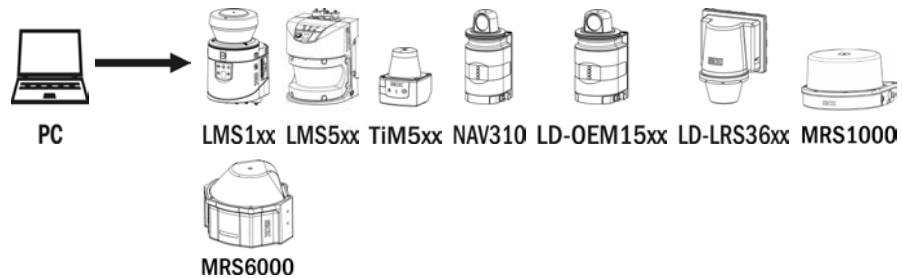
4.10 Interfaces

4.10.1 Set IP address



IMPORTANT

- ▶ Save permanently to set values. Changes will be active after rebooting the device.
- ▶ Settings must correspond with network in which scanner is used. Else device cannot be found any more.



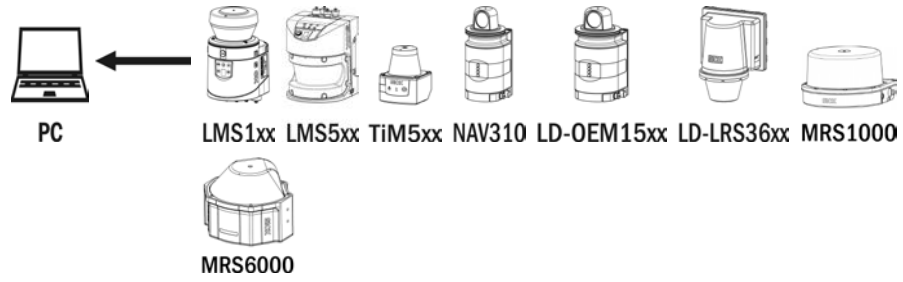
Telegram structure: sWN EllpAddr (Authorized client)						
Telegram part	Description	Variable	Length	Sensor	Values CoLa A (ASCII)	Values CoLa B (Binary)
Command type	Write	String	3	All	sWN	73 57 4E
Command	Set IP address	String	8	All	EllpAddr	45 49 49 50 41 64 64 72
IP address	Set values in hex	Uint_32	4	All	00 00 00 00h ... FF FF FF FFh (decimal values unwieldy)	00 00 00 00 ... FF FF FF FF

Table 344: Telegram structure: sWN EllpAddr

Example: sWN EllpAddr 192.168.0.2

CoLa A	ASCII	<STX>sWN{SPC}EllpAddr{SPC}C0{SPC}A8{SPC}0{SPC}2<ETX>
	Hex	02 73 57 4E 20 45 49 49 70 41 64 64 72 20 43 30 20 41 38 20 30 20 32 03
CoLa B	Binary	02 02 02 02 00 00 00 11 73 57 4E 20 45 49 49 70 41 64 64 72 20 C0 A8 00 02 05

Table 345: Example: sWN EllpAddr 192.168.0.2



Telegram structure: sWA EllpAddr						
Telegram part	Description	Variable	Length	Sensor	Values CoLa A (ASCII)	Values CoLa B (Binary)
Command type	Answer	String	3	All	sWA	73 57 41
Command	Set IP address	String	8	All	EllpAddr	45 49 49 50 41 64 64 72

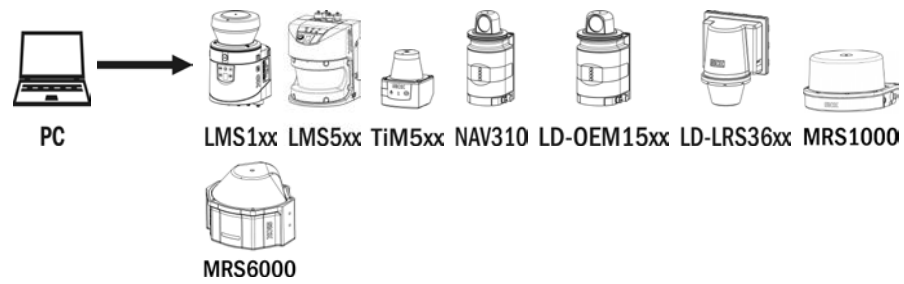
Table 346: Telegram structure: sWA EllpAddr

Example: sWA EllpAddr

CoLa A	ASCII	<STX>sWA{SPC}EllpAddr<ETX>
	Hex	02 73 57 41 20 45 49 49 70 41 64 64 72 03
CoLa B	Binary	02 02 02 02 00 00 00 0D 73 57 41 20 45 49 49 70 41 64 64 72 63

Table 347: Example: sWA EllpAddr

4.10.2 Read IP address



Telegram structure: sRN EIPAddr						
Telegram part	Description	Variable	Length	Sensor	Values CoLa A (ASCII)	Values CoLa B (Binary)
Command type	Read	String	3	All	sRN	73 52 4E
Command	Read IP address	String	8	All	EIPAddr	45 49 49 50 41 64 64 72

Table 348: Telegram structure: sRN EIPAddr

Example: sRN EIPAddr

CoLa A	ASCII	<STX>sRN{SPC}EIPAddr<ETX>
	Hex	02 73 57 4E 20 45 49 49 70 41 64 64 72 03
CoLa B	Binary	02 02 02 02 00 00 00 0C 73 52 4E 20 45 49 49 70 41 64 64 72 49

Table 349: Example: sRN EIPAddr



Telegram structure: sRA EIPAddr						
Telegram part	Description	Variable	Length	Sensor	Values CoLa A (ASCII)	Values CoLa B (Binary)
Command type	Answer	String	3	All	sRA	73 52 41
Command	Set IP address	String	8	All	EIPAddr	45 49 49 50 41 64 64 72
IP address	Set values in hex	Uint_32	4	All	00 00 00 00h ... FF FF FF FFh (decimal values unwieldy)	00 00 00 00 ... FF FF FF FF

Table 350: Telegram structure: sRA EIPAddr

Example: sRA ElIpAddr 192.168.0.2

CoLa A	ASCII	<STX>sRA{SPC}ElIpAddr{SPC}C0{SPC}A8{SPC}00{SPC}02<ETX>
	Hex	02 73 57 41 20 45 49 49 70 41 64 64 72 03
CoLa B	Binary	02 02 02 02 00 00 00 11 73 52 41 20 45 49 49 70 41 64 64 72 20 C0 A8 00 02 0C

Table 351: Example: sRA ElIpAddr 192.168.0.2

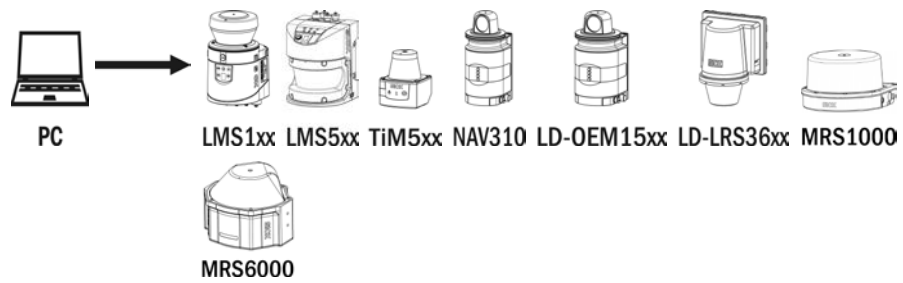
4.10.3 Set Ethernet gateway

Change Ethernet gateway IP address (TCP/IP)



IMPORTANT

- ▶ Save permanently to set values. Changes will be active after rebooting the device.
- ▶ Settings must correspond with network in which scanner is used. Else device cannot be found any more.



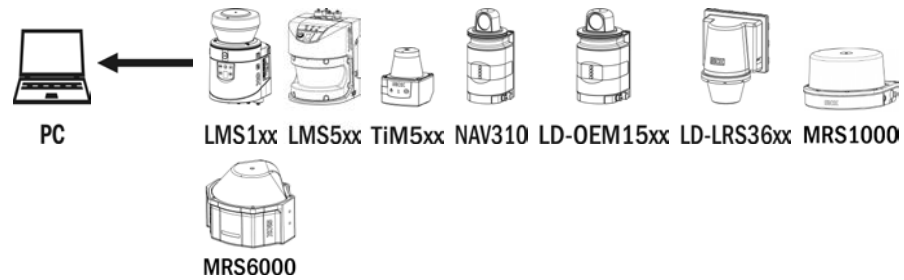
Telegram structure: sWN Elgate						
Telegram part	Description	Variable	Length	Sensor	Values CoLa A (ASCII)	Values CoLa B (Binary)
Command type	Write	String	3	All	sWN	73 57 4E
Command	Set gateway adress	String	6	All	Elgate	45 49 67 61 74 65
Gateway address	Set values in hex	Uint_32	4	All	00 00 00 00h ... FF FF FF FFh (decimal values unwieldy)	00 00 00 00 ... FF FF FF FF

Table 352: Telegram structure: sWN Elgate

Example: sWN Elgate 192.168.0.1

CoLa A	ASCII	<STX>sWN{SPC}Elgate{SPC}C0{SPC}A8{SPC}00{SPC}01<ETX>
	Hex	02 73 57 4E 20 45 49 67 61 74 65 20 43 30 20 41 38 20 30 30 20 30 31 03
CoLa B	Binary	02 02 02 02 00 00 00 0F 73 57 4E 20 45 49 67 61 74 65 20 C0 A8 00 01 5A

Table 353: Example: sWN Elgate 192.168.0.1



Telegram structure: sWA Elgate						
Telegram part	Description	Variable	Length	Sensor	Values CoLa A (ASCII)	Values CoLa B (Binary)
Command type	Answer	String	3	All	sWA	73 57 41
Command	Set gateway address	String	6	All	Elgate	45 49 67 61 74 65

Table 354: Telegram structure: sWA Elgate

Example: sWA Elgate

CoLa A	ASCII	<STX>sWA{SPC}Elgate<ETX>
	Hex	02 73 57 41 20 45 49 67 61 74 65 03
CoLa B	Binary	02 02 02 02 00 00 00 0A 73 57 41 20 45 49 67 61 74 65 5E

Table 355: Example: sWA Elgate

4.10.4 Read Ethernet gateway

Read for the Ethernet gateway (TCP/IP)



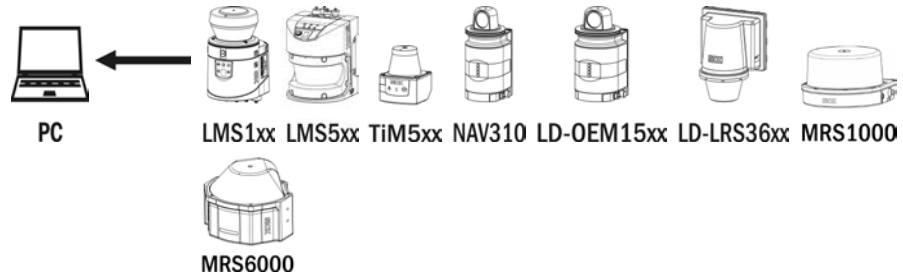
Telegram structure: sRN Elgate						
Telegram part	Description	Variable	Length	Sensor	Values CoLa A (ASCII)	Values CoLa B (Binary)
Command type	Read	String	3	All	sRN	73 52 4E
Command	Read gateway address	String	6	All	Elgate	45 49 67 61 74 65

Table 356: Telegram structure: sRN Elgate

Example: sRN Elgate

CoLa A	ASCII	<STX>sRN{SPC}Elgate<ETX>
	Hex	02 73 52 4E 20 45 49 67 61 74 65 03
CoLa B	Binary	02 02 02 02 00 00 00 0A 73 52 4E 20 45 49 67 61 74 65 54

Table 357: Example: sRN Elgate



Telegram structure: sRA Elgate						
Telegram part	Description	Variable	Length	Sensor	Values CoLa A (ASCII)	Values CoLa B (Binary)
Command type	Answer	String	3	All	sRA	73 52 41
Command	Read gateway address	String	6	All	Elgate	45 49 67 61 74 65
Gateway address	Values in hex	Uint_32	4	All	00 00 00 00h ... FF FF FF FFh (decimal values unwieldy)	00 00 00 00 ... FF FF FF FF

Table 358: Telegram structure: sRA Elgate

Example: sRA Elgate 192.168.0.1

CoLa A	ASCII	<STX>sRA{SPC}Elgate{SPC}C0{SPC}A8{SPC}00{SPC}01<ETX>
	Hex	02 73 52 41 20 45 49 67 61 74 65 20 C0 A8 00 01 03
CoLa B	Binary	02 02 02 02 00 00 00 0F 73 52 41 20 45 49 67 61 74 65 20 C0 A8 00 01 12

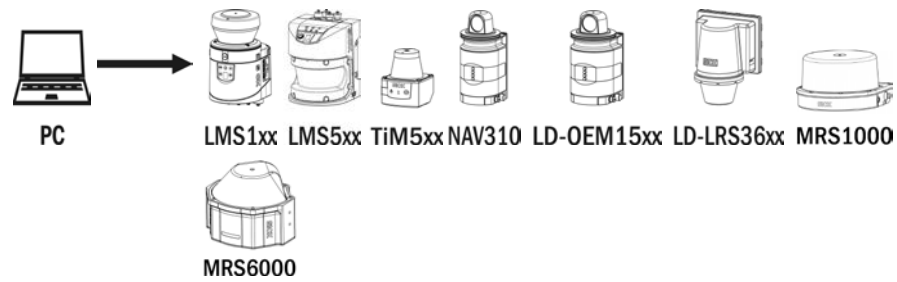
Table 359: Example: sRA Elgate 192.168.0.1

4.10.5 Set IP mask



IMPORTANT

- ▶ Save permanently to set values. Changes will be active after rebooting the device.
- ▶ Settings must correspond with network in which scanner is used. Else device cannot be found any more.



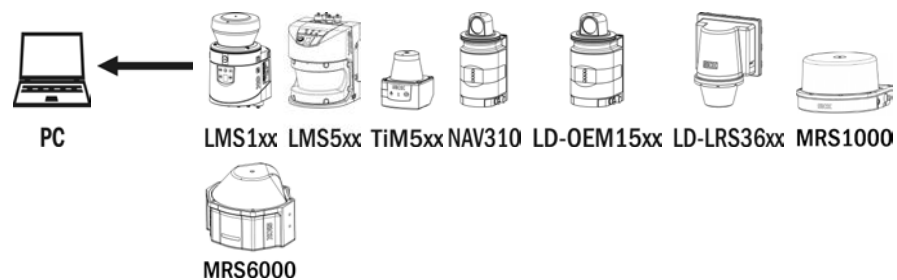
Telegram structure: sWN Elmask						
Telegram part	Description	Variable	Length	Sensor	Values CoLa A (ASCII)	Values CoLa B (Binary)
Command type	Write	String	3	All	sWN	73 57 4E
Command	Set IP mask	String	6	All	Elmask	45 49 6D 61 73 6B
IP mask	Set values in hex	Uint_32	4	All	00 00 00 00h ... FF FF FF FFh (decimal values unwieldy)	00 00 00 00 ... FF FF FF FF

Table 360: Telegram structure: sWN Elmask

Example: sWN Elmask 255.255.254.0

CoLa A	ASCII	<STX>sWN{SPC}Elmask{SPC}FF{SPC}FF{SPC}FE{SPC}00<ETX>
	Hex	02 73 57 4E 20 45 49 6D 61 73 6B 20 46 46 20 46 46 20 46 45 20 30 30 03
CoLa B	Binary	02 02 02 02 00 00 00 0F 73 57 4E 20 45 49 6D 61 73 6B 20 FF FF FE 00 8C

Table 361: Example: sWN Elmask 255.255.254.0



Telegram structure: sWA Elmask						
Telegram part	Description	Variable	Length	Sensor	Values CoLa A (ASCII)	Values CoLa B (Binary)
Command type	Answer	String	3	All	sWA	73 57 41
Command	Set IP mask	String	6	All	Elmask	45 49 6D 61 73 6B

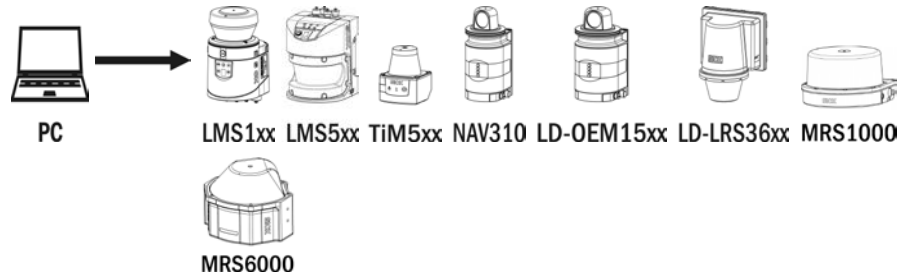
Table 362: Telegram structure: sWA Elmask

Example: sWA Elmask

CoLa A	ASCII	<STX>sWA{SPC}Elmask<ETX>
	Hex	02 73 57 41 20 45 49 6D 61 73 6B 03
CoLa B	Binary	02 02 02 02 00 00 00 0A 73 57 41 20 45 49 6D 61 73 6B 63

Table 363: Example: sWA Elmask

4.10.6 Read IP mask



Telegram structure: sRN Elmask						
Telegram part	Description	Variable	Length	Sensor	Values CoLa A (ASCII)	Values CoLa B (Binary)
Command type	Read	String	3	All	sRN	73 52 4E
Command	Read IP mask	String	6	All	Elmask	45 49 6D 61 73 6B

Table 364: Telegram structure: sRN Elmask

Example: sRN Elmask

CoLa A	ASCII	<STX>sRN{SPC}Elmask<ETX>
	Hex	02 73 52 4E 20 45 49 6D 61 73 6B 03
CoLa B	Binary	02 02 02 02 00 00 00 0A 73 52 4E 20 45 49 6D 61 73 6B 57

Table 365: Example: sRN Elmask



Telegram structure: sRA Elmask						
Telegram part	Description	Variable	Length	Sensor	Values CoLa A (ASCII)	Values CoLa B (Binary)
Command type	Answer	String	3	All	sRA	73 52 41
Command	Read IP mask	String	6	All	Elmask	45 49 6D 61 73 6B
IP mask	Values in hex	Uint_32	4	All	00 00 00 00h ... FF FF FF FFh (decimal values unwieldy)	00 00 00 00 ... FF FF FF FF

Table 366: Telegram structure: sRA Elmask

Example: sRA Elmask 255.255.254.0

CoLa A	ASCII	<STX>sRA{SPC}Elmask{SPC}FF{SPC}FF{SPC}FE{SPC}00<ETX> <STX>sRN{SPC}Elmask<ETX>
	Hex	02 73 52 41 20 45 49 6D 61 73 6B 20 45 49 6D 61 73 6B 03
CoLa B	Binary	02 02 02 02 00 00 00 0F 73 52 41 20 45 49 6D 61 73 6B 20 FF FF FE 00 86

Table 367: Example: sRA Elmask 255.255.254.0

4.10.7 Set baud rate for host interface



Telegram structure: sWN SIHstBaud (Authorized client)						
Telegram part	Description	Variable	Length	Sensor	Values CoLa A (ASCII)	Values CoLa B (Binary)
Command type	Write	String	3	All	sWN	73 57 4E
Command	Set baud rate for host interface	String	9	All	SIHstBaud	53 49 48 73 74 42 61 75 64
Baud rate data	Baud rate data for host interface	Enum_8	1	All	9600: +5d (05h) 19200: +6d (06h) 38400: +7d (07h) 57600: +8d (08h) 115200: +9d (09h)	9600: 05 19200: 06 38400: 07 57600: 08 115200: 09
				LMS1xx, LMS5xx	250000: +10d (0Ah) 500000: +11d (0Bh)	250000: 0A 500000: 0B

Table 368: Telegram structure: sWN SIHstBaud

Example: sWN SIHstBaud

CoLa A	ASCII	<STX>sWN{SPC}SIHstBaud{SPC}+8<ETX>
	Hex	02 73 57 4E 20 53 49 48 73 74 42 61 75 64 20 08 03
CoLa B	Binary	02 02 02 02 00 00 00 0F 73 57 4E 20 53 49 48 73 74 42 61 75 64 20 08 05

Table 369: Example: sWN SIHstBaud



Telegram structure: sWA SIHstBaud						
Telegram part	Description	Variable	Length	Sensor	Values CoLa A (ASCII)	Values CoLa B (Binary)
Command type	Answer	String	3	All	sWA	73 57 41
Command	Set baud rate for host interface	String	9	All	SIHstBaud	53 49 48 73 74 42 61 75 64

Table 370: Telegram structure: sWA SIHstBaud

Example: sWA SIHstBaud

CoLa A	ASCII	<STX>sWA{SPC}SIHstBaud<ETX>
	Hex	02 73 57 41 20 53 49 48 73 74 42 61 75 64 03
CoLa B	Binary	02 02 02 02 00 00 00 0E 73 57 41 20 53 49 48 73 74 42 61 75 64 20 02

Table 371: Example: sWA SIHstBaud

4.10.8 Read baud rate of host interface

Telegram structure: sRN SIHstBaud						
Telegram part	Description	Variable	Length	Sensor	Values CoLa A (ASCII)	Values CoLa B (Binary)
Command type	Read	String	3	All	sRN	73 52 4E
Command	Read baud rate of host interface	String	9	All	SIHstBaud	53 49 48 73 74 42 61 75 64

Table 372: Telegram structure: sRN SIHstBaud

Example: sRN SIHstBaud

CoLa A	ASCII	<STX>sRN{SPC}SIHstBaud<ETX>
	Hex	02 73 52 4E 20 53 49 48 73 74 42 61 75 64 03
CoLa B	Binary	02 02 02 02 00 00 00 0D 73 52 4E 20 53 49 48 73 74 42 61 75 64 28

Table 373: Example: sRN SIHstBaud



Telegram structure: sRA SIHstBaud						
Telegram part	Description	Variable	Length	Sensor	Values CoLa A (ASCII)	Values CoLa B (Binary)
Command type	Answer	String	3	All	sRA	73 52 41
Command	Read baud rate of host interface	String	9	All	SIHstBaud	53 49 48 73 74 42 61 75 64
Baud rate data	Baud rate data of host interface	Enum_8	1	All	9600: 5d (05h) 19200: 6d (06h) 38400: 7d (07h) 57600: 8d (08h) 115200: 9d (09h)	9600: 05 19200: 06 38400: 07 57600: 08 115200: 09
				LMS1xx, LMS5xx	250000: 10d (0Ah) 500000: 11d (0Bh)	250000: 0A 500000: 0B

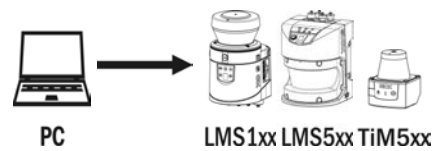
Table 374: Telegram structure: sRA SIHstBaud

Example: sRA SIHstBaud

CoLa A	ASCII	<STX>sRA{SPC}SIHstBaud{SPC}8<ETX>
	Hex	02 73 52 41 20 53 49 48 73 74 42 61 75 64 20 08 03
CoLa B	Binary	02 02 02 02 00 00 00 0F 73 52 41 20 53 49 48 73 74 42 61 75 64 20 08 0F

Table 375: Example: sRA SIHstBaud

4.10.9 Set interface type



Telegram structure: sWN SIHstHw (Authorized client)						
Telegram part	Description	Variable	Length	Sensor	Values CoLa A (ASCII)	Values CoLa B (Binary)
Command type	Write	String	3	All	sWN	73 57 4E
Command	Set hardware settings for host interface	String	7	All	SIHstHw	53 49 48 73 74 48 77
Interface type data	Hardware settings data for host interface	Enum_8	1	All	TX_RS232: 0 TX_RS485_2WIRE: 1 TX_RS422_485_4WIRE: 2	TX_RS232: 00 TX_RS485_2WIRE: 01 TX_RS422_485_4WIRE: 02

Table 376: Telegram structure: sWN SIHstHw

Example: sWN SIHstHw

CoLa A	ASCII	<STX>sWN{SPC}SIHstHw{SPC}0<ETX>
	Hex	02 73 57 4E 20 53 49 48 73 74 48 77 20 00 03
CoLa B	Binary	02 02 02 02 00 00 00 0D 73 57 4E 20 53 49 48 73 74 48 77 20 00 00

Table 377: Example: sWN SIHstHw



Telegram structure: sWA SIHstHw						
Telegram part	Description	Variable	Length	Sensor	Values CoLa A (ASCII)	Values CoLa B (Binary)
Command type	Answer	String	3	All	sWA	73 57 41
Command	Set hardware settings for host interface	String	7	All	SIHstHw	53 49 48 73 74 48 77

Table 378: Telegram structure: sWA SIHstHw

Example: sWA SIHstHw

CoLa A	ASCII	<STX>sWA{SPC}SIHstHw<ETX>
	Hex	02 73 57 41 20 53 49 48 73 74 48 77 03
CoLa B	Binary	02 02 02 02 00 00 00 0C 73 57 41 20 53 49 48 73 74 48 77 20 0F

Table 379: Example: sWA SIHstHw

4.10.10 Read interface type



Telegram structure: sRN SIHstHw						
Telegram part	Description	Variable	Length	Sensor	Values CoLa A (ASCII)	Values CoLa B (Binary)
Command type	Read	String	3	All	sRN	73 52 4E
Command	Read hardware settings of host interface	String	7	All	SIHstHw	53 49 48 73 74 48 77

Table 380: Telegram structure: sRN SIHstHw

Example: sRN SIHstHw

CoLa A	ASCII	<STX>sRN{SPC}SIHstHw<ETX>
	Hex	02 73 52 4E 20 53 49 48 73 74 48 77 03
CoLa B	Binary	02 02 02 02 00 00 00 0B 73 52 4E 20 53 49 48 73 74 48 77 25

Table 381: Example: sRN SIHstHw



Telegram structure: sRA SIHstHw						
Telegram part	Description	Variable	Length	Sensor	Values CoLa A (ASCII)	Values CoLa B (Binary)
Command type	Answer	String	3	All	sRA	73 52 41
Command	Read hardware settings of host interface	String	7	All	SIHstHw	53 49 48 73 74 48 77
Interface type data	Hardware settings data of host interface	Enum_8	1	All	TX_RS232: 0 TX_RS485_2WIRE: 1 TX_RS422_485_4WIRE: 2	TX_RS232: 00 TX_RS485_2WIRE: 01 TX_RS422_485_4WIRE: 02

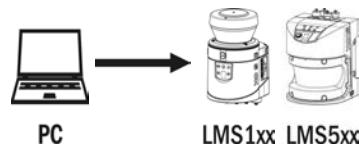
Table 382: Telegram structure: sRA SIHstHw

Example: sRA SIHstHw

CoLa A	ASCII	<STX>sRA{SPC}SIHstHw{SPC}0<ETX>
	Hex	02 73 57 41 20 53 49 48 73 74 48 77 20 00 03
CoLa B	Binary	02 02 02 02 00 00 00 0D 73 52 41 20 53 49 48 73 74 48 77 20 00 0A

Table 383: Example: sRA SIHstHw

4.10.11 Set function front panel



Telegram structure: sWN LMLfpFcn (Authorized client)						
Telegram part	Description	Variable	Length	Sensor	Values CoLa A (ASCII)	Values CoLa B (Binary)
Command type	Write	String	3	All	sWN	73 57 4E
Command	Set function of the front panel	String	8	All	LMLfpFcn	4C 4D 4C 66 70 46 63 6E
Reserved	Reserved	Bool_1	1	All	1	01
LED function Q1/Q2	Code number	Enum_8	1	All	No function: 0 Application: 1 Command: 2	No function: 00 Application: 01 Command: 02
LED function OK/Stop	Code number	Enum_8	1	All	Application: 0 Command: 1	Application: 00 Command: 01
Display function	Code number	Enum_8	1	All	No function: 0 Application: 1 Command: 2	No function: 00 Application: 01 Command: 02

Table 384: Telegram structure: sWN LMLfpFcn

Example: sWN LMLfpFcn

CoLa A	ASCII	<STX>sWN{SPC}LMLfpFcn{SPC}1{SPC}1{SPC}0{SPC}1<ETX>
	Hex	02 73 57 4E 20 4C 4D 4C 66 70 46 63 6E 20 31 20 31 20 30 20 31 03
CoLa B	Binary	02 02 02 02 00 00 00 11 73 57 4E 20 4C 4D 4C 66 70 46 63 6E 20 01 01 00 01 7B

Table 385: Example: sWN LMLfpFcn



Telegram structure: sWA LMLfpFcn						
Telegram part	Description	Variable	Length	Sensor	Values CoLa A (ASCII)	Values CoLa B (Binary)
Command type	Answer	String	3	All	sWA	73 57 41
Command	Front panel function	String	8	All	LMLfpFcn	4C 4D 4C 66 70 46 63 6E

Table 386: Telegram structure: sWA LMLfpFcn

Example: sWA LMLfpFcn

CoLa A	ASCII	<STX>sWA{SPC}LMLfpFcn<ETX>
	Hex	02 73 57 41 20 4C 4D 4C 66 70 46 63 6E 03
CoLa B	Binary	02 02 02 02 00 00 00 0D 73 57 41 20 4C 4D 4C 66 70 46 63 6E 75

Table 387: Example: sWA LMLfpFcn

4.10.12 Set front LEDs

To use this command, it is necessary to set the function of the LED to “Command” (use sWN LMLfpFcn), otherwise this command will have no influence to the LEDs.

OK and Stop LED can only alternate, if one is switched on, the other will turn automatically off.



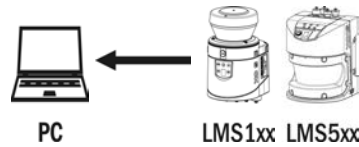
Telegram structure: sMN mLMLSetLed						
Telegram part	Description	Variable	Length	Sensor	Values CoLa A (ASCII)	Values CoLa B (Binary)
Command type	Method	String	3	All	sMN	73 4D 4E
Command	Set front LED	String	10	All	mLMLSetLed	6D 4C 4D 4C 53 65 74 4C 65 64
LED	LED to turn on/off	Int_8	1	All	Stop: 1 OK: 2 Q1: 3 Q2: 4	Stop: 01 OK: 02 Q1: 03 Q2: 04
Status	On or Off	Int_8	1	All	On: 1 Off: 0	On: 01 Off: 00

Table 388: Telegram structure: sMN mLMLSetLed

Example: sMN mLMLSetLed 1 1 (Stop LED)

CoLa A	ASCII	<STX>sMN{SPC}mLMLSetLed{SPC}1{SPC}1<ETX>
	Hex	02 73 4D 4E 20 6D 4C 4D 4C 53 65 74 4C 65 64 20 31 20 31 03
CoLa B	Binary	02 02 02 02 00 00 00 12 73 4D 4E 20 6D 4C 4D 4C 53 65 74 4C 65 64 20 01 20 01 7F

Table 389: Example: sMN mLMLSetLed 1 1 (Stop LED)



Telegram structure: sAN mLMLSetLed

Telegram part	Description	Variable	Length	Sensor	Values CoLa A (ASCII)	Values CoLa B (Binary)
Command type	Answer	String	3	All	sAN	73 41 4E
Command	Front LED	String	10	All	mLMLSetLed	6D 4C 4D 4C 53 65 74 4C 65 64
Status code	Code number	Bool_1	1	All	Error: 0 Success: 1	Error: 00 Success: 01

Table 390: Telegram structure: sAN mLMLSetLed

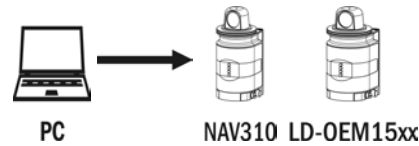
Example: sAN mLMLSetLed

CoLa A	ASCII	<STX>sAN{SPC}mLMLSetLed{SPC}0<ETX>
	Hex	02 73 41 4E 20 6D 4C 4D 4C 53 65 74 4C 65 64 20 00 03
CoLa B	Binary	02 02 02 02 00 00 00 10 73 41 4E 20 6D 4C 4D 4C 53 65 74 4C 65 64 20 00 53

Table 391: Example: sAN mLMLSetLed

4.10.13 Set function of LED1

With this command the operation of LED1 can be defined. Either it has no function (00), it flashes when output Q1 or application is active (01) or it can be turned on and off (02) by another telegram command (sMN mHMISetLed).



Telegram structure: sWN HMIfpFcn_Y1 (Authorized client)						
Telegram part	Description	Variable	Length	Sensor	Values CoLa A (ASCII)	Values CoLa B (Binary)
Command type	Write	String	3	All	sWN	73 57 4E
Command	Set function of the front panel LED1	String	11	All	HMIfpFcn_Y1	48 4D 49 66 70 46 63 6E 5F 59 31
LED1 function Q1	Code number	Enum_8	1	All	No function: 0 Application: 1 Command: 2	No function: 00 Application: 01 Command: 02

Table 392: Telegram structure: sWN HMIfpFcn_Y1

Example: sWN HMIfpFcn_Y1 = Command

CoLa A	ASCII	<STX>sWN{SPC}HMIfpFcn_Y1{SPC}2<ETX>
	Hex	02 73 57 4E 20 48 4D 49 66 70 46 63 6E 5F 59 31 20 32 03
CoLa B	Binary	02 02 02 02 00 00 00 11 73 57 4E 20 48 4D 49 66 70 46 63 6E 5F 59 31 20 02 4E

Table 393: Example: sWN HMIfpFcn_Y1 = Command



Telegram structure: sWA HMIfpFcn_Y1						
Telegram part	Description	Variable	Length	Sensor	Values CoLa A (ASCII)	Values CoLa B (Binary)
Command type	Answer	String	3	All	sWA	73 57 41
Command	LED1 function	String	11	All	HMIfpFcn_Y1	48 4D 49 66 70 46 63 6E 5F 59 31

Table 394: Telegram structure: sWA HMIfpFcn_Y1

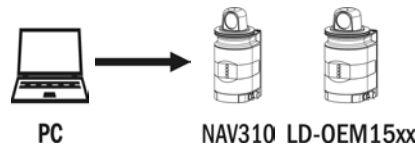
Example: sWA HMIfpFcn_Y1

CoLa A	ASCII	<STX>sWA{SPC}HMIfpFcn_Y1<ETX>
	Hex	02 73 57 41 20 48 4D 49 66 70 46 63 6E 5F 59 31 03
CoLa B	Binary	02 02 02 02 00 00 00 0F 73 57 41 20 48 4D 49 66 70 46 63 6E 5F 59 31 63

Table 395: Example: sWA HMIfpFcn_Y1

4.10.14 Set function of LED2

With this command the operation of LED2 can be defined. Either it has no function (00), it flashes when output Q2 or application is active (01) or it can be turned on and off (02) by another telegram command (sMN mHMISetLed).



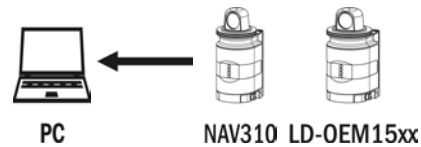
Telegram structure: sWN HMIfpFcn_Y2 (Authorized client)						
Telegram part	Description	Variable	Length	Sensor	Values CoLa A (ASCII)	Values CoLa B (Binary)
Command type	Write	String	3	All	sWN	73 57 4E
Command	Set function of the front panel LED2	String	11	All	HMIfpFcn_Y2	48 4D 49 66 70 46 63 6E 5F 59 32
LED2 function Q2	Code number	Enum_8	1	All	No function: 0 Application: 1 Command: 2	No function: 00 Application: 01 Command: 02

Table 396: Telegram structure: sWN HMIfpFcn_Y2

Example: sWN HMIfpFcn_Y2 = Command

CoLa A	ASCII	<STX>sWN{SPC}HMIfpFcn_Y2{SPC}2<ETX>
	Hex	02 73 57 4E 20 48 4D 49 66 70 46 63 6E 5F 59 32 20 32 03
CoLa B	Binary	02 02 02 02 00 00 00 11 73 57 4E 20 48 4D 49 66 70 46 63 6E 5F 59 32 20 02 7D

Table 397: Example: sWN HMIfpFcn_Y2 = Command



Telegram structure: sWA HMIfpFcn_Y2						
Telegram part	Description	Variable	Length	Sensor	Values CoLa A (ASCII)	Values CoLa B (Binary)
Command type	Answer	String	3	All	sWA	73 57 41
Command	LED2 function	String	11	All	HMIfpFcn_Y2	48 4D 49 66 70 46 63 6E 5F 59 32

Table 398: Telegram structure: sWA HMIfpFcn_Y2

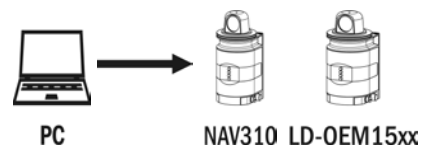
Example: sWA HMIfpFcn_Y2

CoLa A	ASCII	<STX>sWA{SPC}HMIfpFcn_Y2<ETX>
	Hex	02 73 57 41 20 48 4D 49 66 70 46 63 6E 5F 59 32 03
CoLa B	Binary	02 02 02 02 00 00 00 0F 73 57 41 20 48 4D 49 66 70 46 63 6E 5F 59 32 60

Table 399: Example: sWA HMIfpFcn_Y2

4.10.15 Switch on/off LED1 or LED2

With this command the LEDs can be switched on and off (e.g. to locate the sensor or test the connection). As a prerequisite, the operation of LED1 and LED2 must have been set to the right function (sWN HMIfpFcn_).



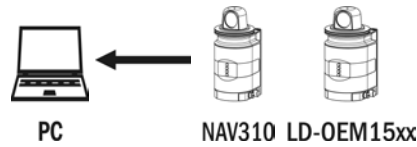
Telegram structure: sMN mHMISetLed						
Telegram part	Description	Variable	Length	Sensor	Values CoLa A (ASCII)	Values CoLa B (Binary)
Command type	Method	String	3	All	sMN	73 4D 4E
Command	Set function of the front panel	String	10	All	mHMISetLed	6D 48 4D 49 53 65 74 4C 65 64
LED number 1/2	LED number	Uint_8	1	All	LED 1: 3 LED 2: 4	LED 1: 03 LED 2: 04
LED function off/on	Code number	Uint_8	1	All	Off: 0 On: 1	Off: 00 On: 01

Table 400: Telegram structure: sMN mHMISetLed

Example: sMN mHMISetLed 1 = On

CoLa A	ASCII	<STX>sMN{SPC}mHMISetLed{SPC}3{SPC}1<ETX>
	Hex	02 73 4D 4E 20 6D 48 4D 49 53 65 74 4C 65 64 20 33 20 31 03
CoLa B	Binary	02 02 02 02 00 00 00 12 73 4D 4E 20 6D 48 4D 49 53 65 74 4C 65 64 20 03 20 01 7C

Table 401: Example: sMN mHMISetLed 1 = On



Telegram structure: sAN mHMISetLed

Telegram part	Description	Variable	Length	Sensor	Values CoLa A (ASCII)	Values CoLa B (Binary)
Command type	Answer	String	3	All	sAN	73 41 4E
Command	LED status	String	10	All	mHMISetLed	6D 48 4D 49 53 65 74 4C 65 64
Result	Code number	Bool_1	1	All	No success: 0 Success: 1	No success: 00 Success: 01

Table 402: Telegram structure: sAN mHMISetLed

Example: sAN mHMISetLed 01

CoLa A	ASCII	<STX>sAN{SPC}mHMISetLed{SPC}1<ETX>
	Hex	02 73 41 4E 20 6D 48 4D 49 53 65 74 4C 65 64 20 31 03
CoLa B	Binary	02 02 02 02 00 00 00 10 73 41 4E 20 6D 48 4D 49 53 65 74 4C 65 64 20 01 53

Table 403: Example: sAN mHMISetLed 01

5 Diagnostics

5.1 SOPAS error codes



sFA ErrorCode

Telegram structure: sFA ErrorCode			
Error code	Description	Dec.	Hex.
Sopas_Ok	No error	0	0
Sopas_Error_METHODIN_ACCESSDENIED	Wrong userlevel, access to method not allowed	1	1
Sopas_Error_METHODIN_UNKNOWNINDEX	Trying to access a method with an unknown Sopas index	2	2
Sopas_Error_VARIABLE_UNKNOWNINDEX	Trying to access a variable with an unknown Sopas index	3	3
Sopas_Error_LOCALCONDITIONFAILED	Local condition violated, e.g. giving a value that exceeds the minimum or maximum allowed value for this variable	4	4
Sopas_Error_INVALID_DATA	Invalid data given for variable, this errorcode is deprecated (is not used anymore).	5	5
Sopas_Error_UNKNOWN_ERROR	An error with unknown reason occurred, this errorcode is deprecated.	6	6
Sopas_Error_BUFFER_OVERFLOW	The communication buffer was too small for the amount of data that should be serialised.	7	7
Sopas_Error_BUFFER_UNDERFLOW	More data was expected, the allocated buffer could not be filled.	8	8
Sopas_Error_ERROR_UNKNOWN_TYPE	The variable that shall be serialised has an unknown type. This can only happen when there are variables in the firmware of the device that do not exist in the released description of the device. This should never happen.	9	9
Sopas_Error_VARIABLE_WRITE_ACCESSDENIED	It is not allowed to write values to this variable. Probably the variable is defined as read-only.	10	A
Sopas_Error_UNKNOWN_CMD_FOR_NAMESERVER	When using names instead of indices, a command was issued that the nameserver does not understand.	11	B
Sopas_Error_UNKNOWN_COLA_COMMAND	The CoLa protocol specification does not define the given command, command is unknown.	12	C
Sopas_Error_METHODIN_SERVER_BUSY	It is not possible to issue more than one command at a time to an SRT device.	13	D
Sopas_Error_FLEX_OUT_OF_BOUNDS	An array was accessed over its maximum length.	14	E
Sopas_Error_EVENTREG_UNKNOWNINDEX	The event you wanted to register for does not exist, the index is unknown.	15	F

Telegram structure: sFA ErrorCode			
Error code	Description	Dec.	Hex.
Sopas_Error_COLA_A_VALUE_OVERFLOW	The value does not fit into the value field, it is too large.	16	10
Sopas_Error_COLA_A_INVALID_CHARACTER	Character is unknown, probably not alphanumeric.	17	11
Sopas_Error_OSAI_NO_MESSAGE	Only when using SRTOS in the firmware and distributed variables this error can occur. It is an indication that no operating system message could be created. This happens when trying to GET a variable.	18	12
Sopas_Error_OSAI_NO_ANSWER_MESSAGE	This is the same as <code>Sopas_Error_OSAI_NO_MESSAGE</code> with the difference that it is thrown when trying to PUT a variable.	19	13
Sopas_Error_INTERNAL	Internal error in the firmware, probably a pointer to a parameter was null.	20	14
Sopas_Error_HubAddressCorrupted	The Sopas Hubaddress is either too short or too long.	21	15
Sopas_Error_HubAddressDecoding	The Sopas Hubaddress is invalid, it can not be decoded (Syntax).	22	16
Sopas_Error_HubAddressAddressExceeded	Too many hubs in the address	23	17
Sopas_Error_HubAddressBlankExpected	When parsing a HubAddress an expected blank was not found. The HubAddress is not valid.	24	18
Sopas_Error_AsyncMethodsAreSuppressed	An asynchronous method call was made although the device was built with "AsyncMethodsSuppressed". This is an internal error that should never happen in a released device.	25	19
Sopas_Error_ComplexArraysNotSupported	Device was built with „ComplexArraysSuppressed“ because the compiler does not allow recursions. But now a complex array was found. This is an internal error that should never happen in a released device.	26	20

Table 404: SOPAS error codes

Example: sFA ErrorCode Wrong userlevel

CoLa A	ASCII	<STX>sFA{SPC}01<ETX>
	Hex	02 73 46 41 20 30 31 03
CoLa B	Binary	02 02 02 02 00 00 00 05 73 46 41 20 01 55

Table 405: Example: sFA ErrorCode Wrong userlevel

5.2 Additional information

Every response telegram starts with a separat framed string:

```
<STX>sSI 2 1<ETX><STX>“Answer”<ETX>
```

If it is an event from SOPAS, send command: <STX>sEN SCParmChngd 0<ETX> to deactivate that event.

6 List of tables

Table 1:	Example: Binary telegram	7
Table 2:	Example: ASCII telegram	8
Table 3:	Telegram structure: sMN SetAccessMode	12
Table 4:	Example: sMN SetAccessMode	12
Table 5:	Telegram structure: sAN SetAccessMode	13
Table 6:	Example for LMS100: sAN SetAccessMode	13
Table 7:	Telegram structure: sMN mLMPsetscancfg	16
Table 8:	Example: sMN mLMPsetscancfg for LMS1xx with 1 measurement sector of 270°	17
Table 9:	Example: sMN mLMPsetscancfg for LD-XXX###1 with 1 measurement sector of 360°	18
Table 10:	Example: sMN mLMPsetscancfg for LD-XXX###1 with 1 measurement sector of 270°	18
Table 11:	Example: sMN mLMPsetscancfg for LD-XXX###1 with 2 measurement sectors	19
Table 12:	Example: sMN mLMPsetscancfg for LD-XXX###1 with 4 measurement sectors	19
Table 13:	Example: sMN mLMPsetscancfg for LD-XXX###0 with 1 measurement sector of 360°	20
Table 14:	Example: sMN mLMPsetscancfg for LD-XXX###0 with 1 measurement sector of 270°	20
Table 15:	Example: sMN mLMPsetscancfg for LD-XXX###0 with 2 measurement sectors	21
Table 16:	Example: sMN mLMPsetscancfg for LD-XXX###0 with 4 measurement sectors	21
Table 17:	Telegram structure: sAN mLMPsetscancfg	23
Table 18:	Example: sAN mLMPsetscancfg	23
Table 19:	Telegram structure: sRN LMPscancfg	24
Table 20:	Example for LMS100: sRN LMPscancfg	24
Table 21:	Telegram structure: sRA LMPscancfg	26
Table 22:	Example: sRA LMPscancfg	26
Table 23:	Telegram structure: sWN MMAAlignmentMode	27
Table 24:	Example: sWN MMAAlignmentMode for Layer 2	27
Table 25:	Telegram structure: sAN LMCstandby	28
Table 26:	Example: sAN LMCstandby	28
Table 27:	Telegram structure: sMN mCLsetscancfglist	29
Table 28:	Interlace mode for sMN mCLsetscancfglist	29
Table 29:	Example: Set scan configuration 1: sMN mCLsetscancfglist 1	30
Table 30:	Telegram structure: sAN mCLsetscancfglist	30
Table 31:	Example: sAN mCLsetscancfglist Ok	30

Table 32:	Telegram structure: sMN LMCstandby	31
Table 33:	Example: sMN LMCstandby	31
Table 34:	Telegram structure: sAN LMCstandby	31
Table 35:	Example: sAN LMCstandby	31
Table 36:	Telegram structure: sMN LMCstartmeas	32
Table 37:	Example: sMN LMCstartmeas	32
Table 38:	Telegram structure: sAN LMCstartmeas	33
Table 39:	Example: sAN LMCstartmeas	33
Table 40:	Telegram structure: sMN LMCstopmeas	33
Table 41:	Example: sMN LMCstopmeas	34
Table 42:	Telegram structure: sAN LMCstopmeas	34
Table 43:	Example: sAN LMCstopmeas	34
Table 44:	Telegram structure: sMN LMPautostartmeas	35
Table 45:	Example: sMN LMPautostartmeas	35
Table 46:	Telegram structure: sWA LMDautostartmeas	36
Table 47:	Example: sWA LMPautostartmeas	36
Table 48:	Telegram structure: sWN CLApplication	37
Table 49:	Example: Activate the field application: sWN CLApplication 11	37
Table 50:	Telegram structure: sWA CLApplication	37
Table 51:	Example: sWA CLApplication correct and accepted	38
Table 52:	Telegram structure: sWN SetActiveApplications	38
Table 53:	Example: Activate the field application: : sWN SetActiveApplications 1 FEVL 1	38
Table 54:	Telegram structure: sWA SetActiveApplications	39
Table 55:	Example: sWA SetActiveApplications correct and accepted	39
Table 56:	Telegram structure: sRN SetActiveApplications	39
Table 57:	Example for MRS1000: sRN SetActiveApplications	39
Table 58:	Telegram structure: sMN mSCloadfacdef	40
Table 59:	Example: sMN mSCloadfacdef	40
Table 60:	Telegram structure: sAN mSCloadfacdef	41
Table 61:	Example: sAN mSCloadfacdef	41
Table 62:	Telegram structure: sMN mSCloadappdef	41
Table 63:	Example: sMN mSCloadappdef	42
Table 64:	Telegram structure: sAN mSCloadappdef	42
Table 65:	Example: sAN mSCloadappdef	42
Table 66:	Telegram structure: sMN SetPassword	43
Table 67:	Example: sMN SetPassword	43
Table 68:	Telegram structure: sAN SetPassword	44
Table 69:	Example: sAN SetPassword	44

Table 70:	Telegram structure: sMN CheckPassword	45
Table 71:	Example: sMN CheckPassword	45
Table 72:	Telegram structure: sAN CheckPassword	45
Table 73:	Example: sAN CheckPassword.....	46
Table 74:	Telegram structure: sMN mSCreboot	46
Table 75:	Example: sMN mSCreboot.....	46
Table 76:	Telegram structure: sAN mSCreboot	47
Table 77:	Example: sAN mSCreboot	47
Table 78:	Telegram structure: sWN LCMcfg	48
Table 79:	Example: sWN LCMcfg.....	48
Table 80:	Telegram structure: sWA LCMcfg	49
Table 81:	Example: sWA LCMcfg.....	49
Table 82:	Telegram structure: sRN LCMcfg	49
Table 83:	Example: sRN LCMcfg.....	49
Table 84:	Telegram structure: sRA LCMcfg	50
Table 85:	Example: sRA LCMcfg.....	50
Table 86:	Telegram structure: sRN CMContLvIM.....	51
Table 87:	Example: sRN CMContLvIM	51
Table 88:	Telegram structure: sRA CMContLvIM	52
Table 89:	Example for LMS5xx: sRA CMContLvIM	52
Table 90:	Telegram structure: sMN mEEwriteall	53
Table 91:	Example: sMN mEEwriteall.....	53
Table 92:	Telegram structure: sAN mEEwriteall.....	54
Table 93:	Example: sAN mEEwriteall	54
Table 94:	Telegram structure: sMN Run	54
Table 95:	Example: sMN Run.....	55
Table 96:	Telegram structure: sAN Run	55
Table 97:	Example: sAN Run.....	55
Table 98:	Telegram structure: sWN LMDscandatacfg	57
Table 99:	Example 1: sWN LMDscandatacfg	58
Table 100:	Example 2: sWN LMDscandatacfg	58
Table 101:	Example3: sWN LMDscandatacfg.....	58
Table 102:	Telegram structure: sWA LMDscandatacfg	59
Table 103:	Example: sWA LMDscandatacfg.....	59
Table 104:	Telegram structure: sWN LMPoutputRange	61
Table 105:	Example: sWN LMPoutputRange 0,50 ° resolution, 0 ° -90 °	61
Table 106:	Telegram structure: sWA LMPoutputRange	61
Table 107:	Example: sWA LMPoutputRange	61
Table 108:	Telegram structure: sRN LMPoutputRange	62

Table 109:	Example: sRN LMPoutputRange.....	62
Table 110:	Telegram structure: sRA LMPoutputRange	64
Table 111:	Example: sRA LMPoutputRange	64
Table 112:	Telegram structure: sRN LMDscandata	64
Table 113:	Example: sRN LMDscandata	64
Table 114:	Telegram structure: sRA LMDscandata.....	65
Table 115:	Example: sRA LMDscandata	65
Table 116:	Telegram structure: sEN LMDscandata.....	65
Table 117:	Example: sEN LMDscandata	66
Table 118:	Telegram structure: sEA LMDscandata	66
Table 119:	Example: Confirmation of sEA LMDscandata	66
Table 120:	Telegram structure: Datastream of sRA LMDscandata/sSN LMDscandata	77
Table 121:	Example of one telegram stream	83
Table 122:	Telegram structure: sMN LSPsetdatetime	84
Table 123:	Example 1: sMN LSPsetdatetime	85
Table 124:	Example 2: sMN LSPsetdatetime	85
Table 125:	Telegram structure: sAN LSPsetdatetime.....	85
Table 126:	Example 1, 2: sAN LSPsetdatetime.....	85
Table 127:	Telegram structure: sRN STImS	86
Table 128:	Example: sRN STImS.....	86
Table 129:	Telegram structure: sRA STImS.....	87
Table 130:	Example: sRA STImS	87
Table 131:	Telegram structure: sRN DeviceTime	88
Table 132:	Example: sRN DeviceTime.....	88
Table 133:	Telegram structure: sRA DeviceTime	88
Table 134:	Example: sRA DeviceTime 0	89
Table 135:	Telegram structure: sWN TSCRole.....	89
Table 136:	Example: sWN TSCRole	89
Table 137:	Telegram structure: sWA TSCRole.....	90
Table 138:	Example: sWA TSCRole	90
Table 139:	Telegram structure: sWN TSCTCInterface	90
Table 140:	Example: sWN TSCTCInterface	90
Table 141:	Telegram structure: sWA TSCTCInterface	91
Table 142:	Example: sWA TSCTCInterface.....	91
Table 143:	Telegram structure: sWN TSCTCSrvAddr.....	91
Table 144:	Example: sWN TSCTCSrvAddr 192.168.0.11.....	92
Table 145:	Telegram structure: sWA TSCTCSrvAddr	92
Table 146:	Example: sWA TSCTCSrvAddr.....	92

Table 147:	Telegram structure: sWN TSCTCtimezone	93
Table 148:	Example: sWN TSCTCtimezone GMT + 1 hour	93
Table 149:	Telegram structure: sWA TSCTCtimezone.....	93
Table 150:	Example: sWA TSCTCtimezone	94
Table 151:	Telegram structure: sWN TSCTCupdatetime	94
Table 152:	Example: sWN TSCTCupdatetime 600 s	94
Table 153:	Telegram structure: sWA TSCTCupdatetime.....	95
Table 154:	Example: sWA TSCTCupdatetime	95
Table 155:	Telegram structure: sRN TSCTCmaxoffset	95
Table 156:	Example: sRN TSCTCmaxoffset.....	95
Table 157:	Telegram structure: sRA TSCTCmaxoffset	96
Table 158:	Example: sRA TSCTCmaxoffset 18000 s	96
Table 159:	Telegram structure: sRN TSCTCdelay	96
Table 160:	Example: sRN TSCTCdelay.....	97
Table 161:	Telegram structure: sRA TSCTCdelay	97
Table 162:	Example: sRA TSCTCdelay 0.003 s.....	97
Table 163:	Telegram structure: sMN mResetMaxOff	98
Table 164:	Example: sMN mResetMaxOff	98
Table 165:	Telegram structure: sAN mResetMaxOff.....	98
Table 166:	Example: sAN mResetMaxOff	98
Table 167:	Telegram structure: sWN LFPparticle	99
Table 168:	Example: sWN LFPparticle	99
Table 169:	Telegram structure: sWA LFPparticle	99
Table 170:	Example: sWA LFPparticle	100
Table 171:	Telegram structure: sWN LFPmeanfilter.....	100
Table 172:	Example: sWN LFPmeanfilter	100
Table 173:	Telegram structure: sWA LFPmeanfilter	101
Table 174:	Example: sWA LFPmeanfilter.....	101
Table 175:	Telegram structure: sWN LFPnto1filter.....	101
Table 176:	Example: sWN LFPnto1filter	102
Table 177:	Telegram structure: sWA LFPnto1filter	102
Table 178:	Example: sWA LFPnto1filter	102
Table 179:	Telegram structure: sWN FREchoFilter	103
Table 180:	Example: sWN FREchoFilter	103
Table 181:	Telegram structure: sWA FREchoFilter.....	103
Table 182:	Example: sWa FREchoFilter	103
Table 183:	Telegram structure: sWN MSsuppmode	104
Table 184:	Example: sWN MSsuppmode	104
Table 185:	Telegram structure: sWA MSsuppmode.....	104

Table 186:	Example: sWA MSsuppmode	105
Table 187:	Telegram structure: sWN CLFogFilterEn	105
Table 188:	Example: sWN CLFogFilterEn	105
Table 189:	Telegram structure: sWA CLFogFilterEn.....	106
Table 190:	Example: sWA CLFogFilterEn	106
Table 191:	Telegram structure: sRN CLFogFilterEn	106
Table 192:	Example: sRN CLFogFilterEn	106
Table 193:	Telegram structure: sRA CLFogFilterEn.....	107
Table 194:	Example: sRA CLFogFilterEn	107
Table 195:	Telegram structure: sWN MCSenseLevel	107
Table 196:	Example: sWN MCSenseLevel.....	108
Table 197:	Telegram structure: sWA MCSenseLevel	108
Table 198:	Example: sWA MCSenseLevel.....	108
Table 199:	Telegram structure: sWN CLNFDigFilterEn	109
Table 200:	Example: sWN CLNFDigFilterEn	109
Table 201:	Telegram structure: sWA CLNFDigFilterEn.....	109
Table 202:	Example: sWA CLNFDigFilterEn	110
Table 203:	Telegram structure: sWN CLHWFilterSectEn	110
Table 204:	Example: sWN CLHWFilterSectEn 1 0 0 0	110
Table 205:	Telegram structure: sWA CLHWFilterSectEn	111
Table 206:	Example: sWA CLHWFilterSectEn	111
Table 207:	Telegram structure: sWN LICsrc.....	112
Table 208:	Example: sWN LICsrc	112
Table 209:	Telegram structure: sWA LICsrc.....	112
Table 210:	Example: sWA LICsrc	113
Table 211:	Telegram structure: sWN LICencset	113
Table 212:	Example: sWN LICencset.....	113
Table 213:	Telegram structure: sWA LICencset	114
Table 214:	Example: sWA LICencset	114
Table 215:	Telegram structure: sWN LICencres	114
Table 216:	Example: sWN LICencres.....	115
Table 217:	Telegram structure: sWA LICencres	115
Table 218:	Example: sWA LICencres.....	115
Table 219:	Telegram structure: sWN LICFixVel.....	116
Table 220:	Example: sWN LICFixVel	116
Table 221:	Telegram structure: sWA LICFixVel.....	116
Table 222:	Example: sWA LICFixVel	117
Table 223:	Telegram structure: sRN LICSpTh.....	117
Table 224:	Example: sRN LICSpTh.....	117

Table 225:	Telegram structure: sRA LICSpTh	117
Table 226:	Example: sRA LICSpTh.....	118
Table 227:	Telegram structure: sRN LICencsp	118
Table 228:	Example: sRN LICencsp	118
Table 229:	Telegram structure: sRA LICencsp.....	119
Table 230:	Example: sRA LICencsp	119
Table 231:	Telegram structure: sRN LIDoutputstate	120
Table 232:	Example: sRN LIDoutputstate	120
Table 233:	Telegram structure: sRA LIDoutputstate.....	120
Table 234:	Telegram structure: sEN LIDoutputstate.....	121
Table 235:	Example: sEN LIDoutputstate	121
Table 236:	Telegram structure: sRA/sSN LIDoutputstate	123
Table 237:	Example: sRA LIDoutputstate	123
Table 238:	Telegram structure: sMN mDOSetOutput	124
Table 239:	Example: sMN mDOSetOutput	124
Table 240:	Telegram structure: sAN mDOSetOutput	124
Table 241:	Example: sAN mDOSetOutput.....	125
Table 242:	Telegram structure PRO: sWN D06Fnc/Lite: sWN D03Fnc	125
Table 243:	Example: sWN D06Fnc → Out6 to master sync.....	125
Table 244:	Telegram structure: PRO: sWN D06Fnc/Lite: sWN D03Fnc	126
Table 245:	Example: sWA D06Fnc	126
Table 246:	Telegram structure: sWN D01Fnc	126
Table 247:	Example: sWN D01Fnc → Out1 to device ready	127
Table 248:	Telegram structure: sWA D01Fnc.....	127
Table 249:	Example: sWA D01Fnc	127
Table 250:	Telegram structure: sWN D01Logic	128
Table 251:	Example: sWN D01Logic → Active_Low	128
Table 252:	Telegram structure: sWA D01Logic.....	128
Table 253:	Example: sWA D01Logic	129
Table 254:	Telegram structure: sWN D02Fnc	129
Table 255:	Example: sWN D02Fnc → Out2 to device ready	129
Table 256:	Telegram structure: sWA D02Fnc.....	130
Table 257:	Example: sWA D02Fnc	130
Table 258:	Telegram structure: sWN D02Logic	130
Table 259:	Example: sWN D02Logic → Active_High	130
Table 260:	Telegram structure: sWA D02Logic.....	131
Table 261:	Example: sWA D02Logic	131
Table 262:	Telegram structure: sWN SYMode.....	131
Table 263:	Example: sWN SYMode	132

Table 264:	Telegram structure: sWA SYMode	132
Table 265:	Example: sWA SYMode.....	132
Table 266:	Telegram structure: sWN SYPhase.....	132
Table 267:	Example: sWN SYPhase +90	133
Table 268:	Telegram structure: sWA SYPhase	133
Table 269:	Example: sWA SYPhase.....	133
Table 270:	Telegram structure: sWN DO3And4Fnc	134
Table 271:	Example: sWN In4 → In3+4 to slave sync	134
Table 272:	Telegram structure: sWA DO3And4Fnc.....	134
Table 273:	Example: sWA DO3And4Fnc	135
Table 274:	Telegram structure: sWN DI3DebTim.....	135
Table 275:	Example: sWN DI3DebTim	135
Table 276:	Telegram structure: sWA DI3DebTim.....	136
Table 277:	Example: sWA DI3DebTim	136
Table 278:	Telegram structure: sRN SYextmon.....	136
Table 279:	Example: sRN SYextmon	136
Table 280:	Telegram structure: sRA SYextmon.....	137
Table 281:	Example: sRA SYextmon	137
Table 282:	Telegram structure: sRN LCMstate.....	138
Table 283:	Example: sRN LCMstate	138
Table 284:	Telegram structure: sRA LCMstate	138
Table 285:	Example for LMS100: sRA LCMstate	139
Table 286:	Telegram structure: sRN DevicIdent.....	139
Table 287:	Example: sRN DevicIdent	139
Table 288:	Telegram structure: sRA DevicIdent.....	140
Table 289:	Example: sRA DevicIdent	140
Table 290:	Telegram structure: sRN SCdevicestate.....	140
Table 291:	Example: sRN SCdevicestate	141
Table 292:	Telegram structure: sRA SCdevicestate.....	141
Table 293:	Example: sRA SCdevicestate	141
Table 294:	Telegram structure: sRN LMCmeasstate	143
Table 295:	Example: sRN LMCmeasstate.....	143
Table 296:	Telegram structure: sRA LMCmeasstate	143
Table 297:	Example: sRA LMCmeasstate is Measure 2D.....	144
Table 298:	Telegram structure: sRN EMCustomerInfo	144
Table 299:	Example: sRN EMCustomerInfo	144
Table 300:	Telegram structure: sRA EMCustomerInfo.....	145
Table 301:	Example: sRA EMCustomerInfo = Device OK.....	145
Table 302:	Telegram structure: sRN LDMSenStat.....	146

Table 303:	Example: sRN LDMSenStat	146
Table 304:	Telegram structure: sRA LDMSenStat.....	147
Table 305:	Example: sRA LDMSenStat Device is in Idle mode	147
Table 306:	Telegram structure: sRN DIornr	148
Table 307:	Example: sRN DIornr	148
Table 308:	Telegram structure: sRA DIornr	149
Table 309:	Example for LMS511-20100: sRA DIornr	149
Table 310:	Example for TiM561-2050101: sRA DIornr	149
Table 311:	Telegram structure: sRN DItype	150
Table 312:	Example: sRN DItype	150
Table 313:	Telegram structure: sRA DItype	150
Table 314:	Example for LMS511-20100: sRA DItype	150
Table 315:	Example for TiM561-2050101: sRA DItype.....	151
Table 316:	Telegram structure: sRN ODoprh	151
Table 317:	Example: sRN ODoprh	151
Table 318:	Telegram structure: sRA ODoprh	152
Table 319:	Example: sRA ODoprh.....	152
Table 320:	Telegram structure: sRN ODpwrC.....	152
Table 321:	Example: sRN ODpwrC	153
Table 322:	Telegram structure: sRA ODpwrC.....	153
Table 323:	Example: sRA ODpwrC	153
Table 324:	Telegram structure: sRN OPcurtmpdev.....	154
Table 325:	Example: sRN OPcurtmpdev	154
Table 326:	Telegram structure: sRA OPcurtmpdev	154
Table 327:	Example: sRA OPcurtmpdev	155
Table 328:	Telegram structure: sWN LocationName	155
Table 329:	Example: sWN LocationName +13 OutdoorDevice.....	155
Table 330:	Telegram structure: sWA LocationName	156
Table 331:	Example: sWA LocationName.....	156
Table 332:	Telegram structure: sRN LocationName	156
Table 333:	Example: sRN LocationName.....	156
Table 334:	Telegram structure: sRA LocationName	157
Table 335:	Example: sRA LocationName.....	157
Table 336:	Telegram structure: sRN MCAngleCompSin	157
Table 337:	Example: sRN MCAngleCompSin.....	158
Table 338:	Telegram structure: sRA MCAngleCompSin	158
Table 339:	Example: sRA MCAngleCompSin	158
Table 340:	Telegram structure: sMN LIDrstoutpcnt	159
Table 341:	Example: sMN LIDrstoutpcnt.....	159

Table 342:	Telegram structure: sAN LIDrstoutpcnt.....	160
Table 343:	Example: sAN LIDrstoutpcnt.....	160
Table 344:	Telegram structure: sWN EllpAddr	161
Table 345:	Example: sWN EllpAddr 192.168.0.2.....	161
Table 346:	Telegram structure: sWA EllpAddr.....	162
Table 347:	Example: sWA EllpAddr	162
Table 348:	Telegram structure: sRN EllpAddr	163
Table 349:	Example: srN EllpAddr	163
Table 350:	Telegram structure: sRA EllpAddr.....	163
Table 351:	Example: sRA EllpAddr 192.168.0.2.....	164
Table 352:	Telegram structure: sWN Elgate	164
Table 353:	Example: sWN Elgate 192.168.0.1	164
Table 354:	Telegram structure: sWA Elgate	165
Table 355:	Example: sWA Elgate	165
Table 356:	Telegram structure: sRN Elgate	165
Table 357:	Example: sRN Elgate.....	166
Table 358:	Telegram structure: sRA Elgate	166
Table 359:	Example: sRA Elgate 192.168.0.1	166
Table 360:	Telegram structure: sWN Elmask	167
Table 361:	Example: sWN Elmask 255.255.254.0.....	167
Table 362:	Telegram structure: sWA Elmask	167
Table 363:	Example: sWA Elmask.....	168
Table 364:	Telegram structure: sRN Elmask	168
Table 365:	Example: sRN Elmask.....	168
Table 366:	Telegram structure: sRA Elmask	169
Table 367:	Example: sRA Elmask 255.255.254.0.....	169
Table 368:	Telegram structure: sWN SIHstBaud	170
Table 369:	Example: sWN SIHstBaud.....	170
Table 370:	Telegram structure: sWA SIHstBaud	170
Table 371:	Example: sWA SIHstBaud.....	171
Table 372:	Telegram structure: sRN SIHstBaud	171
Table 373:	Example: sRN SIHstBaud.....	171
Table 374:	Telegram structure: sRA SIHstBaud	172
Table 375:	Example: sRA SIHstBaud.....	172
Table 376:	Telegram structure: sWN SIHstHw.....	173
Table 377:	Example: sWN SIHstHw	173
Table 378:	Telegram structure: sWA SIHstHw.....	173
Table 379:	Example: sWA SIHstHw	174
Table 380:	Telegram structure: sRN SIHstHw.....	174

Table 381:	Example: sRN SIHstHw	174
Table 382:	Telegram structure: sRA SIHstHw.....	175
Table 383:	Example: sRA SIHstHw	175
Table 384:	Telegram structure: sWN LMLfpFcn	176
Table 385:	Example: sWN LMLfpFcn.....	176
Table 386:	Telegram structure: sWA LMLfpFcn	177
Table 387:	Example: sWA LMLfpFcn	177
Table 388:	Telegram structure: sMN mLMLSetLed.....	177
Table 389:	Example: sMN mLMLSetLed 1 1 (Stop LED).....	178
Table 390:	Telegram structure: sAN mLMLSetLed.....	178
Table 391:	Example: sAN mLMLSetLed	178
Table 392:	Telegram structure: sWN HMIfpFcn_Y1	179
Table 393:	Example: sWN HMIfpFcn_Y1 = Command.....	179
Table 394:	Telegram structure: sWA HMIfpFcn_Y1	179
Table 395:	Example: sWA HMIfpFcn_Y1.....	180
Table 396:	Telegram structure: sWN HMIfpFcn_Y2	180
Table 397:	Example: sWN HMIfpFcn_Y2 = Command.....	180
Table 398:	Telegram structure: sWA HMIfpFcn_Y2	181
Table 399:	Example: sWA HMIfpFcn_Y2.....	181
Table 400:	Telegram structure: sMN mHMISetLed	181
Table 401:	Example: sMN mHMISetLed 1 = On	182
Table 402:	Telegram structure: sAN mHMISetLed.....	182
Table 403:	Example: sAN mHMISetLed 01.....	182
Table 404:	SOPAS error codes	184
Table 405:	Example: sFA ErrorCode Wrong userlevel	184

Australia

Phone +61 3 9457 0600
1800 334 802 – tollfree
E-Mail sales@sick.com.au

Austria

Phone +43 22 36 62 28 8-0
E-Mail office@sick.at

Belgium/Luxembourg

Phone +32 2 466 55 66
E-Mail info@sick.be

Brazil

Phone +55 11 3215-4900
E-Mail marketing@sick.com.br

Canada

Phone +1 905 771 14 44
E-Mail information@sick.com

Czech Republic

Phone +420 2 57 91 18 50
E-Mail sick@sick.cz

Chile

Phone +56 2 2274 7430
E-Mail info@schadler.com

China

Phone +86 20 2882 3600
E-Mail info.china@sick.net.cn

Denmark

Phone +45 45 82 64 00
E-Mail sick@sick.dk

Finland

Phone +358-9-2515 800
E-Mail sick@sick.fi

France

Phone +33 1 64 62 35 00
E-Mail info@sick.fr

Germany

Phone +49 211 5301-301
E-Mail info@sick.de

Hong Kong

Phone +852 2153 6300
E-Mail ghk@sick.com.hk

Hungary

Phone +36 1 371 2680
E-Mail office@sick.hu

India

Phone +91 22 6119 8900
E-Mail info@sick-india.com

Israel

Phone +972 4 6881000
E-Mail info@sick-sensors.com

Italy

Phone +39 02 274341
E-Mail info@sick.it

Japan

Phone +81 3 5309 2112
E-Mail support@sick.jp

Malaysia

Phone +6 03 8080 7425
E-Mail enquiry.my@sick.com

Mexico

Phone +52 (472) 748 9451
E-Mail mario.garcia@sick.com

Netherlands

Phone +31 30 2044 000
E-Mail info@sick.nl

New Zealand

Phone +64 9 415 0459
0800 222 278 – tollfree
E-Mail sales@sick.co.nz

Norway

Phone +47 67 81 50 00
E-Mail sick@sick.no

Poland

Phone +48 22 539 41 00
E-Mail info@sick.pl

Romania

Phone +40 356 171 120
E-Mail office@sick.ro

Russia

Phone +7 495 775 05 30
E-Mail info@sick.ru

Singapore

Phone +65 6744 3732
E-Mail sales.gsg@sick.com

Slovakia

Phone +421 482 901201
E-Mail mail@sick-sk.sk

Slovenia

Phone +386 591 788 49
E-Mail office@sick.si

South Africa

Phone +27 11 472 3733
E-Mail info@sickautomation.co.za

South Korea

Phone +82 2 786 6321
E-Mail info@sickkorea.net

Spain

Phone +34 93 480 31 00
E-Mail info@sick.es

Sweden

Phone +46 10 110 10 00
E-Mail info@sick.se

Switzerland

Phone +41 41 619 29 39
E-Mail contact@sick.ch

Taiwan

Phone +886 2 2375-6288
E-Mail sales@sick.com.tw

Thailand

Phone +66 2645 0009
E-Mail Ronnie.Lim@sick.com

Turkey

Phone +90 216 528 50 00
E-Mail info@sick.com.tr

United Arab Emirates

Phone +971 4 88 65 878
E-Mail info@sick.ae

United Kingdom

Phone +44 1727 831121
E-Mail info@sick.co.uk

USA

Phone +1 800 325 7425
E-Mail info@sick.com

Vietnam

Phone +84 945452999
E-Mail Ngo.Duy.Linh@sick.com

Further locations at www.sick.com